



Trusted. Tested. True.

Drivers Handbook

Revised August-2023

CHIEF CARRIERS DRIVER'S HANDBOOK

INTRODUCTION

We at Chief Carriers, Inc. would like to take this time to welcome you to our team and company. We are a wholly owned subsidiary and dedicated carrier for Chief Industries, Inc. Chief Industries has multiple production plants located in Grand Island, Kearney, Aurora, Hastings, NE, Rensselaer, IN, and Lancaster, SC. We haul finished product out of the plants and bring raw materials back into the plants. Besides taking care of the Chief plants, we also haul many other materials such as lumber, brick, pipe and steel. Our employees are the backbone of our company. All of us at Chief Carriers appreciate the hard work you do. If there is anything, we can do to help in anyway, please be sure to give us a call. Driver retention is very important to us; we will work very closely with each one of you to maintain your employment here at Chief Carriers, Inc. Again, welcome aboard!

This orientation process covers many of the procedures we will go over during orientation while you are here. It is a lot of information to absorb in a short period. We ask you to keep this book in your truck and when you get a chance, take the time to read this booklet. If, at any time, you do not understand something, please ask. You may refer to this book to answer many questions on a regular basis.

Over the long term, we hope this Drivers Handbook will help promote safety, reduce losses, improve public relations and standardize procedures throughout our entire operation.

Information, rules and guidelines in this book are for your safety and the safety of others. Chief Carriers, Inc. is committed to safety and compliance while providing a safe workplace for all employees and contractors. To do this we must constantly be aware of conditions in all work areas that can produce injuries. No employee is required to work at a job he or she knows is not safe or unhealthy. Your cooperation in detecting hazards and, in turn, controlling them is a condition of your employment. Safety is your and our number one priority at all times. Inform your supervisor immediately of any situation beyond your ability or authority to correct and perform safely.

The policies, procedures, and programs outlined in this handbook are designed to serve as guidelines to keep you informed of relevant facts about your association with Chief Carriers, Inc. They are not intended to create any kind of contractual relationship and are subject to change at Chief Carrier's discretion, with or without notice. While the policies and procedures outlined in this manual should give you answers to most of the general questions, you might have about your job, any questions about these guidelines or need further information about any subject, please consult with the appropriate Chief Carriers manager for further guidance.

Once again, welcome to the team!

TABLE of CONTENTS

- 1.0 Introductory Language and Policies**
 - About Chief Carriers5
 - Chief Family of Businesses6
 - Mission Statement6
 - At-Will Employment6
 - Revisions of Handbook6

- 2.0 Locations and Contact Info**
 - Terminal Locations and Addresses7
 - Office Hours7
 - Emergency Contact Information7

- 3.0 General Policies and Procedures**
 - New Hire Orientation8
 - Mentor Program8
 - Driver Advisory Board.....9
 - Truck Assignments and Upgrades9
 - Pet Policy.....9
 - Tractor Modification Policy.....10
 - Load Securement Equipment10
 - Personal Items10
 - Personal Use of Chief Vehicles10
 - Home Time Parking11
 - Personal Vehicle Parking11
 - Change of Address11
 - Fuel Policy11
 - Fuel Mileage Expectations and Standards11
 - Scale By-Pass & Toll Roads12
 - Dress Code, Appearance, Hygiene and Professional Conduct12
 - Social Media Policy13
 - Private Driver Facebook Group.....14
 - Monthly Employee Roundtable Meetings14
 - Weapons Policy14
 - Performance Evaluations and Disciplinary Process.....15

- 4.0 Operations and Dispatch**
 - Dispatch Office Hours and Contacts16
 - Customer Service Statement and Expectations17
 - Delivery Appointments17
 - Outbound Dispatch and Freight Patterns17
 - Inbound Dispatch and Backhauls18
 - Mobile Communication System18
 - Detention Policy18
 - Layover Policy18
 - Mini-pay Policy19

C.O.D. Deliveries	19
Other Key Driver Responsibilities	20
Home Time Policy	20
Availability for Work	20
Holidays Time Off	20

5.0 Payroll, Paperwork & Incentive Programs

Payroll Weekly Cut-off Times	21
Trip Envelopes	22
Scanning Your Paperwork with Samsara	22
Dropping Off Paperwork at the Terminals	2?
Advances	22
Fines	22
Driver Escrow Reserve Account	22
Paperwork Examples	23-25
Quarterly Performance Incentive Program	26
Recruiting Referral Program	26
Sales & Customer Referral Incentives	27

6.0 Safety

General Safety Policies and Expectations	28-31
Continuous Safety Training Requirements	31
Loads with Claims	32
Passenger Policy	32
Drug & Alcohol Policy	33-34
HOS Compliance and Electronic Logs	34-39
Personal Conveyance Policy	40
Permits & Licensing	40
Accident Prevention Strategies	41
Accident Reporting Procedures	41
Reporting Tickets & Citations	42
Progressive Safety Coaching & Training Process	43

7.0 Maintenance Shop Procedures

General Shop Procedures	44
Scheduling Your Shop Repairs	44
Grand Island Terminal Safety Lane	44
Write-up & Repair Order Process.....	44
OTR Breakdown Procedures	45
Breakdown Pay Policy	45
Tire Policy	46
Trailers and Side Kits	46
Quarterly and Annual Equipment Safety Inspections	47
Cold Weather Operation	47
APU Operation and Settings	48
Care and Cleanliness of Equipment.....	49
Tarp Care & Equipment Exchanges	49
Tips to Save Fuel	50-51

2023 **BEST** Fleets[®] TO DRIVE FOR **BEST OVERALL | SMALL CARRIER**

About Chief Carriers, Inc.

Chief Carriers, Inc., incorporated in 1968, as an irregular-route common and contract motor carrier. Originally operating as a private fleet of Chief Industries Inc., Chief obtained an irregular route common carrier authority in 1983, and contract carrier authority in January of 1986. Now, with over 50 years of experience, Chief Carriers supplies dependable transportation to 48 contiguous states.

Chief Carriers has been awarded the title of Best Fleet to Driver For from 2021-2023, and Best Overall Fleet for Small Carriers in 2023 by the Truckload Carriers Association. Along with back-to-back safety awards from the American Trucking Association Inc. in the Steel Haulers Division. As well as the Chief Industries Quality Award in 2022. These honors have put Chief Carriers at the forefront to set industry standards for value, service, reliability, and quality.

While on the road, our drivers move with skill and professionalism to ensure that loads receive careful handling and meet their scheduled delivery appointment. Constant monitoring of the driver, load, and equipment while in transit is accomplished by using SAMSARA Satellite Communications Systems. As a wholly owned subsidiary of Chief Industries, Inc., Chief Carriers has extensive financial and professional resources to provide maximum stability. We welcome you to share in our proud history and bright future.



Mission Statement

Our mission is to provide unparalleled personal attention to meeting the needs of our customers while treating all stakeholders with dignity and respect, thereby ensuring our strength and stability.

At-Will Employment

Your employment with the Company is an “at-will” basis. This means your employment may be terminated at any time, with or without notice and with or without cause. Likewise, we respect your right to leave the company at any time, with or without notice and with or without cause.

Nothing in the employee handbook or any other Company document should be understood as creating guaranteed or continued employment, a right to termination only “for cause”, or of any other guarantee of continued benefits or employment. Only the President/CEO has the authority to make promises or negotiate regarding guaranteed or continued employment, and any such promises are only effective if placed in writing and signed by the President/CEO.

Revisions of Handbook

This employee handbook is our attempt to keep you informed of the terms and conditions of your employment, including Company policies and procedures. The handbook is not a contract. The Company reserves the right to revise, add, or delete from this handbook as it determines to be in its best interest. When changes are made to the policies and guidelines contained herein, we will endeavor to communicate them in a timely fashion, typically in a written supplement to the handbook or in a posting on company bulletin boards.

Chief Carriers, Inc. Terminal Locations

Nebraska

2405 S. North Road
Grand Island, NE 68803

P.O. Box 2078

Grand Island, NE 68802 (For Mail Only)

Indiana

1225 E Maple Street
Rensselaer, Indiana 47948

South Carolina

992 Quality Dr.
Lancaster, SC 29720

Grand Island, Nebraska

Terminal/ Office Hours: 7:00am to 5:00pm Monday thru Friday

OPERATIONS:

Cayla Kaiser, NE Load Planner/CSR	308-389-7402 Office
Sherri McCormick/Joe Wilson, NE Load Planner/CSR	308-389-7437 Office
Christina Shearer, Load Planner West-Southeast/CSR	308-389-7445 Office
Sam Duncan, Load Planner/CSR	308-389-7404 Office

SAFETY:

Brett Kleier, Safety Manager:	308-389-7439 Office	308-379-3797 Cell
Kelsey Witte Safety/HR Coordinator:	308-389-7433 Office	
Rich Svitak, Driver Trainer/Safety Specialist	308-383-7124 Cell	

MAINTENANCE:

Tim Zigler, Maintenance Manager	308-389-7411 Office	308-380-5594 Cell
Rod Hanquist, OTR Breakdown Support	308-389-7419 Office	
Jay Otto, Service Writer & Parts Coordinator	308-389-7413 Office	

Rensselaer, Indiana

Terminal/ Office Hours: 7:00am to 4:00pm Monday thru Friday

Emily Wright, Load Planner Northeast-RN/CSR	219-206-7011 Office
Larry Herre, Safety Specialist	219-869-2429 Cell

****Emergency After-Hour Phone Numbers****

Business Office	308-389-7250
Maintenance Shop	308-389-7410
Driver Toll-Free	800-845-1765
General Fax	308-389-7487
Safety Fax	308-385-4647
After Hours (Dispatch)	800-845-1765, Dial 1, Dial 8
After Hours (Safety)	800-845-1765, Dial 2, Dial 3
	308-379-3797
Day Time and After Hours (Shop)	800-845-1765, Dial 6

1.0 GENERAL POLICIES AND PROCEDURES

Listed in this section are general policies and procedures necessary to safely and efficiently conduct business while maintaining a high standard of customer service. It is the responsibility and condition of employment for each driver to comply with all rules and regulations of Chief Carriers, Inc., Chief Industries, Inc., Local, Federal and State laws and all regulatory agencies having jurisdiction.

The first 90 days of your employment is critical to learn and understand about Chief Carriers, Inc. and in-turn, the Chief Carriers team gets to learn about you. It is a good time to make sure all your questions have been answered and that you really understand the workings of the company. It is a good time to talk to Operations, Payroll, Maintenance and Safety about any concerns you have. These concerns could include regulations or procedures you do not understand or just about, anything that you are afraid might keep you from doing your job in a professional and safe manner. Remember good communication is the key to success.

New Hire Orientation

All drivers will complete a new hire orientation process, which includes but is not limited to:

One week of classroom and hands-on securement training in Grand Island, NE.

Training includes classroom orientation, required paperwork, DOT Physical and drug testing along with a physical assessment. For part of the training, you will work with a trainer to go over proper securement techniques for all of the types of loads Chief Carriers hauls and instruction on how to use the Samsara and electronic hours of service. Drivers will receive instruction from all departments to learn and understand all internal processes and procedures to assure a smooth start to your new career.

Mentor Program

The Chief Carriers Mentor Program is focused on taking the experience of our veteran drivers and passing along that knowledge to our new hires in an attempt to make their first 60 days with Chief as rewarding as possible! The first 60 days of any new hire is always the most critical. We must take extra time and care to ensure they transition into Chief's way of doing things and create an avenue to get questions answered promptly and accurately. Goals of the mentor program are:

- Ensure the new hire has a trusted peer to talk to and is able to ask questions
- A resource for straight-forward answers to trucking related questions
- To help steer the new-hire down a successful financial path
- Tips and tricks to maximize the driver's income and productivity
- Teach the driver how to work with dispatch, maintenance and safety
- Answer questions about shippers and receivers
- Help with routing, fuel stops, directions and securement issues

The recruiting department will assign the new hire to a veteran driver enrolled in the mentor program. The mentor agrees to make regular, weekly contact with the new driver for a period of eight weeks. The mentor should document each contact with the mentee on the provided "mentor sheet" with the date and a brief description of the conversation.

The mentor also plays the role of liaison between the mentee and the company and should notify management or help find solutions to any concerns/issues the new driver is experiencing. At the completion of each four-week period, the mentor should turn in their completed mentor sheet to the recruiter who assigned the new driver.

Driver Advisory Team

Each year, Chief Carriers will select or appoint six to eight drivers to serve on an advisory board. Members of this board can expect to participate in the following types of discussions and meetings four times per year or as often as needed:

- Serve as a voice for drivers with idea sharing
- Participate in equipment planning and spec's
- Serve as an accident review board when needed
- Review and recommend policy changes
- Design and development of new driver programs
- Help disseminate information from meetings to the rest of the fleet

We encourage you to get involved and help shape the future of our company!

Truck Assignments and Upgrades

Drivers will remain in the truck they are assigned until one of the following occurs.

1. The vehicle is sold from Chief Carrier's inventory.
2. The vehicle is removed from service at Chief Carriers discretion
3. Seniority allows you to upgrade to a new or newer unit.
4. At the discretion of Chief Carrier's management.

Pet Policy

We are proud to offer our drivers the opportunity to have their favorite pet with them out on the road. Below are the guidelines and requirements to allow pets as passengers in our vehicle. All paperwork must be signed and approved by safety before the pet is allowed on the truck.

General Pet Requirements:

- Before transporting the pet, provide the safety department a current record of the pet's vaccinations. We require rabies vaccination with the previous three years of records. Original vaccination records should be carried with you on the truck.
- Pets must always be kept on a leash when outside of the truck.
- Pets are not allowed inside of any of the Chief Industries buildings or facilities.
- Do not let the pet out of the truck on a shipper, receiver or customers property.
- Driver must carry a collapsible kennel in the truck to be able to secure the pet if needed.
- A weight restriction of 75 lbs. will be enforced. No aggressive breeds allowed, such as Pit Bull or Rottweiler. Approval of the pet is at the sole discretion of Chief Carrier's management.
- Only one pet will be allowed on the truck at a time. Dogs or cats are acceptable.
- Pets are not allowed in orientation.
- Chief Industries and Chief Carriers is not responsible for any personal issues, injuries, accidents, and or claims that arise from having a pet on board the truck. The owner of the pet takes full responsibility for any liability issues that may come up.

Pet Deposit Requirements:

- Drivers will be required to maintain a pet escrow of \$1,000 at all times.
- \$500 will be due up front before the pet is allowed on the truck. The remaining \$500 can be deducted from the drivers weekly settlement at \$50 per week until the \$1,000 requirement is met.
- A \$250 cleaning fee will be retained from the pet deposit should the driver leave the employment of Chief Carriers or decide they no longer wish to have a pet on the truck.
- Additional cleaning costs may be assessed against the pet deposit as needed.

- The refundable portion of the pet escrow will be returned to the driver after Chief Carriers have inspected the truck and no excessive damage has been found. If additional damage is found caused by the pet, Chief Carriers will replace or repair the damage with the true costs being charged to the pet escrow.

Truck Maintenance & Inspections:

- The pet must be removed from the truck and secured in a designated location before any maintenance will be performed on the truck.
- Technicians will inspect the truck prior to performing any maintenance to ensure the equipment is being reasonably maintained by the driver. We recommend you regularly vacuum and clean the interior of the truck. If a truck is found to be too dirty or unsafe for the technician to perform work, the driver will be notified the truck must be cleaned before work can begin.
- Failure to maintain cleanliness of the truck can result in cancellation of the pet authorization.
- Drivers with pets can expect to be assigned to their current tractor until it is taken out of service or sold. In the event you are assigned a new truck, pet deposits can be rolled over to the new vehicle.
- If your assigned truck is in need of repair and a pet friendly truck is not available for use, the driver will be responsible for any additional expenses from motels or pet boarding fees.

Tractor Modification Policy

Chief tractors and trailers are not to be modified, altered or changed in any manner. This would include tampering or changing the engine, ECM settings, mobile communications system, any safety systems installed on the trucks, lights, decals, signs, interior and exterior areas of the vehicle. No holes are to be drilled by anyone other than our shops, this includes interior, exterior, headache racks and frame rails. Contact the shop manager for further details.

Load Securement Equipment

All required chains, straps, binders, protectors, dunnage, coil racks, tarps etc. are provided by Chief Carriers and are checked out to the driver. Drivers are allowed to check out additional equipment at the Grand Island shop as required and will be added to that driver's inventory. Any additional desired equipment outside of what Chief Carriers provides will be at the driver's expense and must be approved by safety or the shop manager. Any time your gear becomes damaged and needs repaired or replaced, stop by either Chief Carriers terminal and exchange it with management

Personal Items

Chief Carriers, Inc. is not liable for damaged or stolen personal property. This includes vehicles, items carried in our vehicles or items left at our facilities. This would also include items owned by persons riding in our vehicle as part of the rider program. Any items left over thirty days past employment will be considered abandoned property and disposed of by Chief Carriers.

Personal Use of Chief Vehicles

Chief Carrier's trucks are not to be used for personal transportation during your home time. It is to remain parked at a safe location until dispatched.

Please refer to the safety section of this manual for guidance on personal conveyance use while conducting business out on the road.

Home Time Parking

All equipment is to be parked at the Grand Island or Rensselaer terminal location when a driver is taking scheduled time off. An exception will be made for drivers that live beyond a 100-mile radius of either terminal. It is the driver's responsibility to obtain permission to park legally at an alternate location. Failure to obtain permission may result in driver being charged towing and storage fees for illegal parking. Drivers are expected to use good judgment when choosing a place to park. It may be necessary to use king pin locks and other devices to prevent theft. Chief Carriers provide kingpin locks. Contact the Maintenance Manager for more details.

Personal Vehicle Parking

Each terminal location has designated parking areas for driver's personal vehicles. Check with the maintenance manager or terminal supervisor for instructions on where to park. Vehicles not currently insured and/or licensed shall not be stored on company property. Parking is limited to vehicles driven to and from home by current drivers. Chief Carriers is not responsible for lost, stolen or damaged personal property and vehicles.

Change of Address or State of Residence

If you are moving your place of residence, please contact safety with your new address. Remember that if you are changing states you must present Chief Carriers with a new driver's license from the new state within 30 days. We will also need a new address to update our systems. Failure to do so will result in removal from the active driver board until the issue is resolved and possible corrective actions may result. You will also need to contact operations in advance of the move to work out details of getting the truck to your new location unless both old and new residence allow for parking at a company terminal.

Fuel Policy

All fuel purchases are to be within the Chief fuel network. Drivers should use the EFS fuel locator feature on the mobile app to help find the best discounts along a route. All out of network fuel needs pre-approval from management and must be done on the EFS card. Drivers are not permitted to use personal credit cards or cash for the purchase of fuel. All oils and additives should be picked up at terminals to minimize cost whenever possible.

Fleet Minimum MPG Expectations and Standards

Chief Carriers currently governs company trucks at 70 MPH. We know that we could realize a substantial fuel savings by reducing the top speed of the trucks, but also know this is one of the many things that sets Chief apart from the competition. Drivers appreciate the ability to stay out of congestion while traveling on the interstates.

Because the fleet is set at 70 MPH, it becomes critical that we manage our fuel costs in other ways to keep operating costs in check. Our expectation is for each driver to meet or exceed the minimum standards set below to manage fuel costs:

- | | | |
|------------------------|----------------|----------------|
| • Minimum MPG | Winter 6.2 MPG | Summer 6.5 MPG |
| • Idle Time | Below 10% | |
| • Top Gear Usage | Above 70% | |
| • Cruise Control Usage | Above 40% | |

If the average MPG on the trucks drops below expectations for two consecutive calendar quarters, the company will:

1. Inspect the truck for mechanical issues related to poor MPG
2. Review operating factors with the driver that could be contributing to poor MPG
3. Provide additional training for driver on OEM “best practices” for that model of truck
4. Turn on gear-down protection to ensure truck is operating in top gear
5. Set the foot control at 67 MPH and cruise control at 70 MPH
6. Reduce governed speed to 65 MPH

Scale By-Pass & Toll Roads

Chief Carriers uses the Best Pass system to handle scale by-pass and tolls. The transponders are assigned to each vehicle for your convenience. Do not remove the transponder from its assigned vehicle for any reason. If you are having issues with either transponder, please contact safety for further instructions.

Dress Code, Appearance, Hygiene and Professional Conduct

“REQUIRED WORKING ATTIRE FOR COMPANY/CONTRACT DRIVERS”

Local Shag Drivers

All local drivers in Grand Island, NE and Rensselaer, IN shall always wear long pants and steel-toed shoes during all work hours. While tying loads down and untying loads, a hard hat must be worn at all times. Local drivers must always follow all additional rules of all customers, shippers or consignees. Sleeveless shirts are never allowed except inside the truck and your personal time while not at Chief Carrier’s facilities. Non-Offensive attire must be worn at all times and is at the discretion of management.

Over-the-Road Drivers

All regional and over-the-road drivers must always wear long pants, shoes that fully cover the feet and hard hats during loading and unloading of the trailer, tying and untying loads. Long sleeve shirts must always be available if required by shipper or consignee. All drivers must always follow all additional rules of all customers, shippers or consignees. Sleeveless shirts are never allowed except inside the truck and your personal time while not at Chief Carrier’s facilities. Non-Offensive attire must be worn at all times and is at the discretion of management.

****Personal injuries caused by not following the dress code policy will not be tolerated. All violations will be reviewed, and disciplinary action will follow.**

Personal Hygiene and Conduct

Drivers are expected to maintain a clean, appropriately groomed and clothed standard at all times. Shower facilities are available at the Grand Island terminal and provided through our fueling network programs. Your professional image is important to our company and business.

Chief Carrier’s drivers are expected to conduct themselves as professionals of the industry and not engage in any activities or behaviors that would reflect poorly on our company.

Remember, you are a representative of Chief Carriers, Inc. and usually the only direct contact with our customers and the public, the way you drive, how you conduct yourself, your personal hygiene, your general appearance, what you say in person, CB and telephone, what you write on personal social networks and how your equipment looks, reflects on you, Chief Carriers, Inc. and the driving profession.

Social Media Policy

At Chief Carriers, we understand that social media can be a fun and rewarding way to share your life and opinions with family, friends, and co-workers around the world. However, use of social media also presents certain risks and carries with it certain responsibilities. To assist you in making responsible decisions about your use of social media, we have established these guidelines for appropriate use of social media. This policy applies to all employees who work for Chief Industries.

Guidelines

In the rapidly expanding world of electronic communication, social media can mean many things. **Social media** includes all means of communicating or posting information or content of any sort on the Internet, including to your own or someone else's web log or blog, journal or diary, personal website, social networking or affinity website, web bulletin board or a chat room, whether or not associated or affiliated with Chief Industries, as well as any other form of electronic communication.

The same principles and guidelines found in Company policies and these basic beliefs apply to your activities online. Ultimately, you are solely responsible for what you post online. You may be personally responsible for any litigation that may arise should you make unlawful defamatory, slanderous, or libelous statements against any customer, manager, owner, or employee of the company. Before creating online content, you may want to consider some of the risks and rewards that are involved.

Know and Follow the Rules

Carefully read these guidelines, the Company Ethics Code, Standards of Conduct, and EEO Statement and Anti-Harassment Policy, and ensure your postings are consistent with these policies. Postings that include unlawful discriminatory remarks, harassment (as defined by our EEO policy), and threats of violence or other unlawful conduct will not be tolerated and may subject you to disciplinary action up to and including termination.

You Are Encouraged to Show Respect

The Company cannot force or mandate respectful and courteous activity by employees on social media during nonworking time. However, everyone should be aware of the negative impact comments of this nature can have on the workplace and relationships with others. In addition, please keep in mind that you may be more likely to resolve work-related disputes by speaking directly with your co-workers or by utilizing our Open Door Policy than by posting complaints to a social media outlet. Nevertheless, if you decide to post complaints or criticism, avoid using statements, photographs, video, or audio that reasonably could be viewed as unlawful, slanderous, threatening, or that might constitute unlawful harassment (as defined by our EEO policies). Examples of such conduct might include defamatory or slanderous posts meant to harm someone's reputation or posts that could contribute to a hostile work environment on the basis of race, sex, disability, age, national origin, religion, veteran status, or any other status or class protected by law or company policy.

Honesty and Accuracy

You should understand that honesty and accuracy are important when posting information or news, and that it is good practice to correct a mistake quickly. You may want to be open about any previous posts you have altered. Remember that the Internet archives almost everything; therefore, even deleted postings often can be searched.

Posting Information

When posting information:

- Maintain the confidentiality of Company trade secrets and confidential Company-related commercially-sensitive information (i.e. financial or sales records/reports, marketing or business strategies/plans, product development, customer lists, patents, trademarks, etc.).

- Do not create a link from your blog, website, or other social networking site to a Company website that identifies you as speaking on behalf of Chief Industries.
- Never represent yourself as a spokesperson for Chief Industries. If the Company is a subject of the content you are creating, do not represent yourself as speaking on the Company's behalf.
- Respect copyright, trademark, and similar laws and use such protected information in compliance with applicable legal standards.

Using Social Media at Work

Refrain from using social media while on your work time, unless it is work related as authorized by your manager or consistent with the Company Equipment Policy.

Retaliation Is Prohibited

Company prohibits taking negative action against any employee for reporting a possible deviation from this policy or for cooperating in an investigation. Any employee who retaliates against another employee for reporting a possible deviation from this policy or for cooperating in an investigation will be subject to disciplinary action, up to and including termination.

Media Contacts

Employees should not speak to the media on the Company's behalf without contacting the Executive Office. All media inquiries for official Company responses should be directed to them.

For More Information

If you have questions or need further guidance, please contact your HR representative. Nothing in this policy is designed to interfere with, restrain, or prevent employee communications regarding wages, hours, or other terms and conditions of employment, or to restrain employees in exercising any other right protected by law. Employees have the right to engage in or refrain from such activities.

Facebook – Private Driver Group

Chief Carriers has created a private Facebook group for our drivers only. We wanted to give the drivers a platform where they could collaborate and share ideas with each other on safety, maintenance and operational issues. This is also an avenue for drivers to get in touch with one of the members of our Driver Advisory Team to help bring new ideas and solutions to the table. An administrator of the page will send you an invite to join.

Monthly Safety Meetings & Employee Roundtable Discussions

On the last Friday of each month, Chief Carriers hosts a free employee lunch followed by roundtable meeting in which all Chief Carrier employees are encouraged to attend. Agendas for each meeting will be set ahead of time. The discussions usually center on safety, maintenance and other “hot” topics in the company or industry. We also regularly solicit topics from drivers and staff, so we focus on what is important to you! These meetings are very informative, and it will be to your benefit to attend all. Safety meetings and roundtables can be attended in person or by live video conference.

Weapons Prohibited

Weapons are not permitted at any time on Chief Industries owned properties or in Chief Carriers owned or leased equipment. This includes, but not limited to; rifles, pistols, shotguns, toy gun replicas, BB pellets or guns, bows and arrows, crossbows, blow-darts, switchblades or knives with blades over 6 inches, etc.

Performance Evaluations and Disciplinary Process

Driver Performance Reviews

Drivers will receive performance reviews at 90 days, 6 months, and annually thereafter. These cover maintenance, safety, mileage, fuel economy, idle time as well as interaction with Chief Carrier's staff, customers and how you are performing in our system. The goal is to help you to become and remain successful at Chief Carriers, Inc. See example below:

Quarterly Driver Scorecards and Benchmarking

At the conclusion of each calendar quarter, each driver will receive a "scorecard" showing your performance in the key areas of safety, customer service, productivity and fuel mileage. A member of the staff will generally review this with you in person or over the phone.

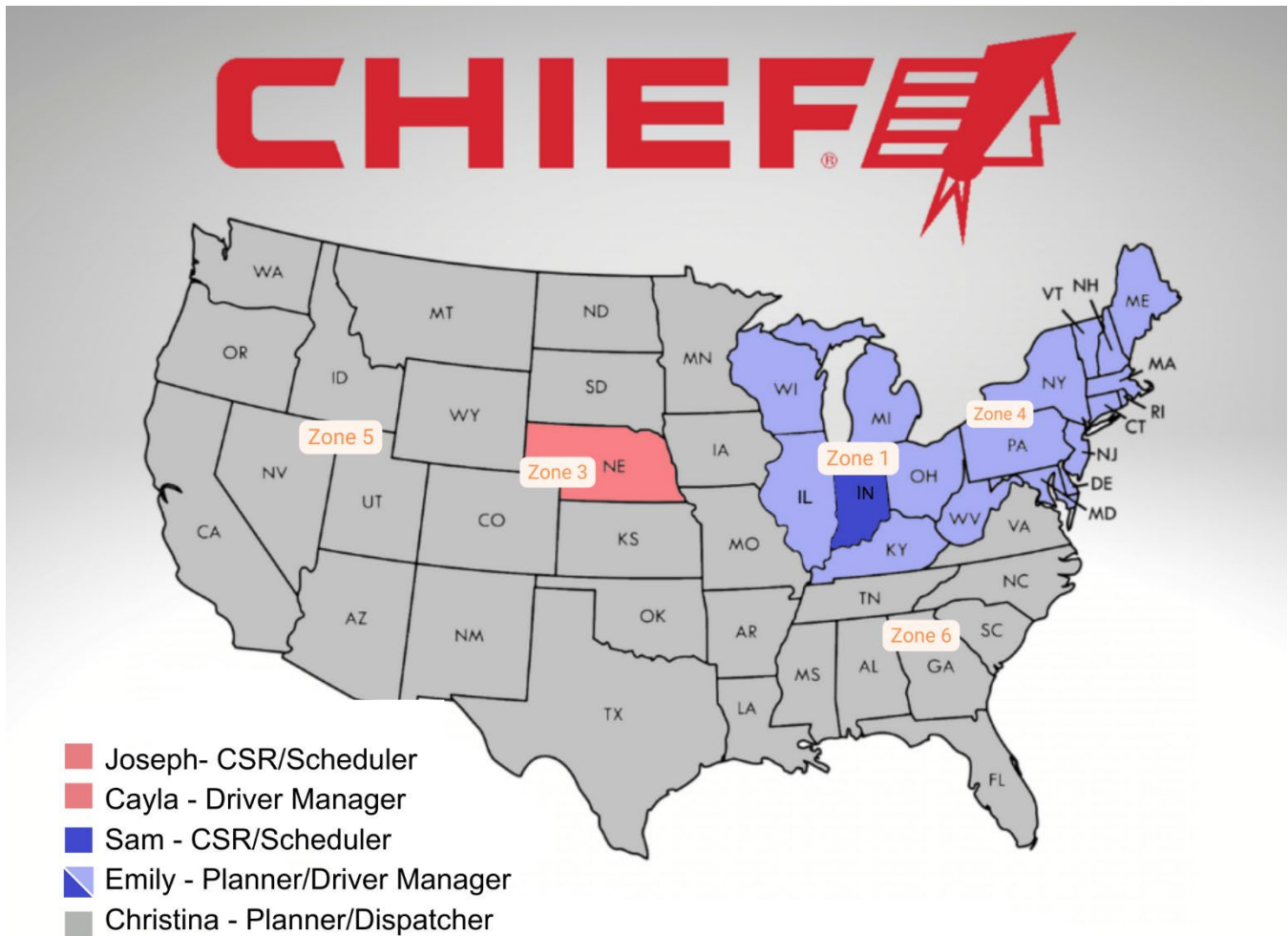
Once the individual scorecards have been produced, the company will also "benchmark" your performance against the other drivers in the fleet anonymously. These rankings will be posted and can be found in the drivers lounge and near dispatch on the information board.

Disciplinary Process

Violation of company policies or procedures may result in disciplinary action including demotion, transfer, suspension without pay, or termination of employment. The company encourages a system of progressive discipline depending on the type of prohibited conduct. However, the company is not required to engage in progressive discipline and may discipline or terminate an employee where he or she violates the rules of conduct, or where the quality or value of the employee's work fails to meet expectations at any time. Again, any attempt at progressive discipline does not imply that your employment is anything other than on an "at-will" basis.

The disciplinary action will generally depend upon the nature of the offences and circumstances surrounding the violation, and may take the form of verbal warnings, written warnings, suspensions, probation or termination. Understand that while the company is concerned with the consistent enforcement of our policies, the company is not obligated to follow any disciplinary or grievance procedure and that depending on the circumstances, employees may be disciplined or terminated without any prior warning or procedure.

2.0 OPERATIONS & DISPATCH



Nebraska Terimanl
2405 S North Rd
Grand Island, NE 68803

Office Hours: 7:00 am to 5:00 pm, Monday thru Friday

Business Phone 308-389-7250 Driver Toll Free 800-845-1765

Rensselaer Terminal
1225 E Maple Street
Rensselaer, Indiana 47948

Emily Wright 219-206-701 Office Hours: 7:00 am to 4:00 pm, Monday thru Friday

South Carolina
992 Quality Dr.
Lancaster, SC 29720

Customer Service Statement and Expectations

Chief Carriers has built a reputation for providing customers with premium level transportation services. Our goal is to exceed customer's expectations by providing safe, professional on-time service with every load we move. We **all** play a critical role in delivering our promise to the customer, but the driver is clearly the most important link in the chain when it comes down to communicating and executing the customer service experience.

Customer Service Pledge:

*"The customer service team at Chief Carriers is focused on providing exceptional transportation service and communication to our customers. In the event of a late shipment, regardless of the reason, our commitment is to notify the customer as soon as reasonably possible and **before** the scheduled delivery."*

Please re-read that statement.

We expect our service to be 98% on time or better. In the event we cannot keep to the original schedule, then communication becomes the most important factor for driver and dispatch. Our goal is to always notify the customer before the delivery becomes late. As soon as you are aware you cannot meet your planned schedule, you **MUST** call dispatch immediately to make them aware. Dispatch will notify the customer and reschedule the delivery accordingly.

Delivery Appointments

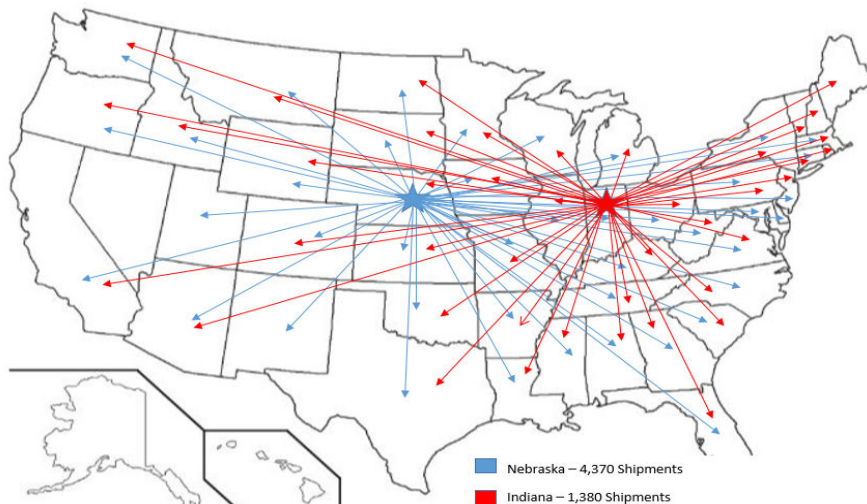
Crews and unloading equipment are waiting for the truck at your destination. Therefore, all loads will have a firm scheduled delivery appointment, or a small delivery window. In either case, drivers should plan to arrive at their destination **15-30 minutes ahead of the earliest delivery time given.**

Operations is already planning your next reload based on you arriving as early as possible for the appointment. Their goal is to get you unloaded and reloaded the same day to avoid costly layovers. We encourage you to check early and check often with dispatch on your **next** move. We encourage all drivers to pre-plan, and believe communication will help maximize your paycheck!

Outbound Dispatch

As you might have guessed, Chief Industries is our #1 customer for freight. We exist to service any and all of the Chief divisions with premium level transportation services. Our trucks go wherever Chief sells a building or a grain bin. See the map below to understand our typical outbound freight patterns.

Nebraska/Indiana Outbound Shipments



Drivers are encouraged to “pre-book” their outbound loads from Nebraska and Indiana up to 24 hours in advance of their arrival. Doing so will help give you a wider selection of loads to pick from when possible. Please understand that each customer load must be covered, therefore from time to time, dispatch may need to assign loads to drivers based on need and available hours to cover. Communicating early and often with outbound dispatch will increase your chance of getting on the loads you prefer.

Inbound Dispatch

Backhauls are typically assigned to the driver without any choices given. Many of the backhauls are raw materials returning directly to our Chief plants for production. Efficient, timely service is critical to keep the plant’s production running.

Other backhauls may be booked through third party brokers used to “reposition” the truck back into a primary traffic lane. As you probably know from experience, brokers often require the driver to call in for dispatch and check in daily with them until empty, or download their tracking app. It is important we follow their requirements to help avoid issues and fines.

Mobile Communications System

Your onboard mobile comm system is directly integrated to our dispatch software. It is critically important that you use the system as it is designed. Punch in your arrivals and departures as they happen. Doing so will update our dispatch screens in real time, and in some cases feed that information directly to the customer.

Delayed submission of mobile comm messages will typically result in the system generating a “service failure” and show you late for that pickup or delivery. Your on-time service performance is directly related to your quarterly bonus incentives and annual review information.

Detention Policy

The purpose of having a detention policy is to hold our shippers and receivers accountable so they do not abuse our drivers’ available HOS. For us to have the ability to charge back delays to the customer, we must have accurate arrival and departure times from the driver.

Chief Carriers gives each of our customers a two-hour window to load or unload the truck. At the end of the two-hour free period, Chief Carriers will compensate our drivers at the rate of \$20 per hour up to a maximum of \$200 per day.

Detention time starts two hours past the original scheduled appointment time, or two hours after the truck arrives if first come-first serve scenario. Detention time stops once the driver is handed the BOL for the load. “Securement” time is not chargeable to the customer; therefore, the driver’s detention clock also stops when they receive the bills from the customer.

To qualify for detention drivers must be on time, punch in both arrival and departure times at the shipper/receiver, and must make a note of the detention on the trip envelope.

Layover Policy

Layover pay will be calculated at \$100 per event based on the conditions below:

- If a company driver is empty and available for a reload before **12:00 pm** of a weekday but he or she will not be reloaded until the following day, then he or she is qualified for a layover payment.
- Any OTR company driver that is dispatched on Friday for a delivery on Monday, (or Tuesday if Monday is a holiday), and the total for all miles for the trip are:
 - 0 – 499 miles then the driver qualifies for 2 layover payments
 - 500 – 999 miles then the driver qualifies for 1 layover payment

- If a company driver loads and delivers a short load on Friday, the miles for the short run are added to the number of miles for the weekend run when deciding whether the driver is qualified for layover payments or not. If a company driver is asked to drop his or her loaded trailer on the weekend and then pick up another load to deliver on the next business day, then the miles for both legs of these trips will be added together to see if the driver qualifies for any layover pay.
- If the load goes past the driver's home and he or she takes the load to his or her house and then delivers on Monday, (or Tuesday if Monday is a holiday), then the driver does not qualify for layover pay.
- When the driver is dispatched to pick up the load on Thursday for a Monday or Friday for Tuesday delivery and the trip is 1000 – 1499 miles then he or she is qualified for one layover payment or more according to the number of total miles.
- When there is a qualifying paid holiday between the ship date & delivery date there is not any layover pay for that holiday. Drivers that have been with the company for 30 days or more prior to the holiday will be paid holiday pay and any drivers that have not been with the company long enough to qualify for holiday pay will get layover pay instead. In addition, Employees must work their last and first regularly scheduled shift preceding and following the holiday; unless the absence is due to vacation or any other paid day off in accordance with standard practices, or, if the time is excused by your supervisor for extraordinary circumstances.
- If a driver chooses a short run for the weekend so that he can take a 34-hour restart, then he or she does not qualify for layover payments. If drivers do not have enough hours to run 1000 miles for a Monday delivery, then they do not qualify for layover payments for time that they cannot legally work. The driver must accumulate a minimum of 18 available hours to work over the weekend to qualify.
- If a driver is qualified for layover pay but then is late for his or her delivery for any reason other than mechanical or weather problems, then the layover pay can be disqualified.
- The Operations Supervisor will evaluate each event on a case-by-case basis and has the authority to modify the payout accordingly.

Mini-Pay Policy

When the loaded miles for a trip are 400 or less then the company driver is eligible for \$100 minimum pay.

- If the company driver is asked to drop his or her loaded trailer in order to be assigned to a different trip and the miles that he or she ran on the first trip are 250 or less, then he or she is eligible for minimum pay.
- If a company driver has loaded and then a mechanical malfunction causes him or her to relinquish the load and the distance travelled is 250 miles or less, then the company driver is eligible for minimum pay.
- If a company driver is on a loaded trip and he or she is directed to a terminal to move into a different tractor and either of the legs of the trip are 250 miles or less he or she is NOT eligible for minimum pay when the company driver continues on the same trip.

Other Key Driver Responsibilities

Manage Your HOS

Before you accept any load from dispatch, please confirm you have the hours available to complete the load as scheduled. It is your job to know the hours you have available for work and doing so will help you maximize your paycheck.

Overweight Loads

You are responsible to scale out each load to ensure you are not moving products that exceeds maximum allowable weights. If you find out you are overweight, call dispatch immediately for instructions. Any driver that does not involve dispatch or safety with an overweight issue will be assuming full responsibility for any overweight fines.

- Air weight gauge in the truck
- Gross scales on-site

Chief Carriers does reimburse drivers for scale tickets and offers the CAT scale “Weigh-My-Truck” via our driver smartphone app.

Overages, Shortages & Damages

Drivers are responsible for ensuring the shippers are loading the correct products on your trailer.

- Confirm the product matches the BOL documents.
- Confirm your BOL destination matches what you received from dispatch on the mobile comm system.
- Drivers are also responsible for ensuring that all products are delivered safely on time and undamaged.
- Confirm the receiver accepted the product without any issues noted on the BOL.
- Call dispatch immediately if there is any kind of discrepancy.

Prompt, Professional Service

Any driver unable to keep the original pickup or delivery schedule, regardless of reason, must contact dispatch immediately. For evenings and weekends, please contact on-call dispatch so they may notify the customer of the delay.

Home Time Policy

Chief Carriers realizes that good work-life balance is critical for our drivers. Our drivers can expect on average, about 75 days per calendar year of “home time”. Each driver accumulates 1.5 days earned time off for every 6 days run.

All home-time requests must be submitted to operations at least one week in advance for approval. Dispatchers will only see the request during business hours and will respond to verify that the request was received. If you do not receive verification, please alert your dispatcher. The request may be approved, modified, or denied based on customer needs and/or recent performance of the requesting driver. Maximum home time is seven days per occurrence unless other arrangements have been made.

Availability for Work

All home time and return-to-work dates are to be scheduled in advance. Twenty-four hours before the driver is scheduled to return to work, they should check in with dispatch for their next load. Drivers are expected to be available for dispatch by 8 am on the morning they are scheduled to return to duty.

Holiday Time Off

Chief Carriers does guarantee Christmas off for drivers who want it. All other holidays are treated on a first come first serve basis. Please understand that we still need to service customers twelve months out of the year and no driver should expect every major holiday off. Holidays are typically one to two days in length, and it is reasonable to expect drivers to be ready for dispatch the day following the holiday. If you need more time off, please work with dispatch on requesting additional days. In some cases, vacation may be used in conjunction with a holiday to extend the time off period.

3.0 PAYROLL

Payroll Weekly Cut-off Times

Chief Carriers, Inc.'s payroll week runs from Sunday through Saturday mid-night. All company driver and owner operator loads delivered or dropped by Saturday at mid-night will be paid on the following Friday. All required paperwork must be turned in within 48 hours after delivery (or drop). Load paperwork may be sent via Samsara (Samsara App) at no charge to the driver. All original paperwork will need to be turned in even if you used Samsara. Paystubs are mailed out after the close of the pay period.

When a holiday falls within the week watch for early cut-off schedules. These are always posted well in advance both in the office and on your satellite device's messages. In most cases the cutoff for delivered or dropped loads will be midnight on the Thursday before a holiday, but exceptions may occur.

Trip Envelopes

Necessary items to be enclosed in your trip envelopes are the following:

- A signed Chief Carriers, Inc. bill of lading for each load hauled.
- All other Bill of Ladings and/or delivery receipts for each load hauled.
- All original receipts necessary for reimbursed expenses. If you were issued an EFS check for repairs, you must have a receipt, or you may be charged for the repair cost.
- Scale tickets, Company drivers will be reimbursed for all scale tickets. Contractors will be reimbursed only when needed for billing purposes.

Paperwork on all Chief steel loads must be included in your trip envelope. You must fill out a Chief Carriers, Inc. bill of lading showing your trip number. Even if you receive a pre-approval to drop your trailer for a shag driver to deliver, you must still turn in the paperwork with your envelope.

Scanning Your Paperwork with Samsara

Scan the front of your envelope or use a Samsara cover sheet. Make sure you scan all pages of the Bill of Ladings (check the back side of BOLS for any stamps or signatures). Before you submit the paperwork through Samsara double check to make sure the pictures are clear and legible. Paperwork for each load should be scanned separately. After the paperwork is sent you will receive a confirmation number. If you are using the Samsara App it will go to the email address on file. It is recommended you make sure you receive a confirmation number.

Dropping Off Paperwork at the Terminals

Grand Island: Envelopes need to be completed and all necessary paperwork placed in the drop box near the driver's door access.

Rensselaer: When dropping loads at the plant in Rensselaer, please put the paperwork inside the Chief Carriers, Inc. office. Every driver is given a key to get into this office after hours. On the wall of the office, there are three hanging black wall files:

- Dropped – for inbound loads dropped at the Rensselaer plant
- Scanned – for completed loads that have already been sent in via Samsara
- Unscanned – for completed loads that have NOT been scanned in yet

Outbound Rensselaer building plant load packets can be found on the file cabinet next to the desk.

Advances

Advances are given to drivers for their over-the-road expenses relating to the use of the company vehicle (example: tolls, minor repairs, scale tickets, etc.) Drivers may draw advances up to \$150.00 per week. Additional advances **require** a manager's approval and will only be given under extreme scrutiny and understanding of the need for such advances. We do not expect the driver to have any out-of-pocket expenses to run Chief Carriers, Inc. equipment.

Advances will show as deductions on your weekly settlement sheet and will be offset by any valid reimbursement receipts submitted. Chief Carriers, Inc. is not obligated to give advances.

Fines

If a driver should be fined for speeding or other violations, drivers are responsible for the fine. In the event this happens, you have agreed Chief Carriers, Inc. has the right to make weekly deductions of no less than \$50.00 per week from your payroll to recover this debt and withhold all remaining balances upon termination from the company from any dollars the company may owe you.

Driver Escrow Reserve Account

Chief Carriers, Inc., as you have authorized in writing, shall withhold \$30.00 per week to a maximum of \$300.00 from company drivers' payroll for the purpose of an accident reserve or escrow. A driver may be held responsible for the first \$300 for any preventable damage to the tractor, trailer, trailer supplies, tarps, chains, binders, straps, etc. This reserve will also be held for any freight claim or chargeback for late deliveries that are deemed a preventable driver error. If any of the funds are used towards a driver responsible incident, payroll will begin to deduct \$30 per week from each settlement until the balance of the reserve is at \$300.

Keys to getting a full reserve refund are to:

- Return your truck to an authorized location.
- Ensure all company equipment is returned in good working order.
- The truck interior should be in the same condition as you got it with reasonable wear and tear.
- Turn in all company paperwork, BOL's, receipts and property assigned to you.
- No pending accidents or claims

Upon termination, Chief Carriers will hold the reserve account for up to two weeks to ensure all paperwork, equipment and company property has been returned in good condition. Chief Carriers may use this \$300.00 to repay any dollars the employee still owes to the company at the time of termination. Any balance due will be refunded to the employee.

Paperwork Examples

Trip Envelope

CIRCLE DELIVERY METHOD: 

SCANNED or DROPPED AT TERMINAL GI RN

Drivers, please write numbers clearly.
To insure Your Pay is Correct, Please Use One Batch Form Per Trip
Thank You

Driver Name Delivery Date - -

Tractor # Trailer # Trip #

Loading City, ST Windsor, Co Delivery City, ST Lincoln, NE

Additional Stops: #1 _____ #2 _____ #3 _____ #4 _____

Reimbursements:	Please list any comment or detention pay, layover, etc.....
Toll _____	_____
Toll _____	_____
Toll _____	_____
Toll _____	_____
Scale _____	_____
Scale _____	_____
Other _____	_____
Other _____	_____



Completely Filled-Out Forms Will Be Processed First

 2107 A South North Rd
PO Box 2078
Grand Island, NE 68802
(800) 858-4422
(308) 389-7487 FAX
(308) 389-7487 FAX

CHIEF CARRIERS 

Samsara Cover Sheet

2105 South North Rd
PO Box 2078
Grand Island, NE 68802
(800) 858-4422
(308) 389-7487 FAX
ChiefCarriers.com

CHIEF CARRIERS  

Trusted. Tested. True.



Drivers, please write numbers clearly and take to the nearest Pilot or Bossmans
Travel Center with Transflo Express service for scanning.
To insure Your Pay is Correct, Please Use One Batch Form Per Trip
Thank You

Driver Name Delivery Date - -

Tractor # Trip #

Reimbursements:	Please list any detention pay, layover, etc.....
Toll _____	_____
Toll _____	_____
Toll _____	_____
Toll _____	_____
Scale _____	_____
Scale _____	_____
Other _____	_____
Other _____	_____

Completely Filled-Out Forms Will Be Processed First

 **CHIEF CARRIERS** 

Trusted. Tested. True.

BOLs

UFP WINDSOR, LLC #223

BILL OF LADING PAGE 1 OF 1

Ship Date: 5/20/2020	Unit #:	BOL#: 2230292572-001
Freight Terms: FOB COLLE	SCAC:	Cust PO#: DELIVER 5-21 (1)
Carrier:		ORD#: 54958127
Misc Nt:		VIA: CUSTOMER PICK-UP

TO: KAWASAKI MOTORS MFG CORP USA Cosignee: 6600 NW 27TH ST	FROM: UFP WINDSOR LLC #223 Shipper: **YARD** 15 WALNUT ST
Dest: LINCOLN, NE 68524-8904 US PH: 402 476-6600	Origin: WINDSOR, CO 80550-5135 US PH: 970 686-9651 Location: 223A 223 YARD

ITEM	QUANTITY	PRODUCT / DESCRIPTION
1	6 pkg @ 10 pcs = 60 TOT	384685 7870, Top (223-5629)
2	12 pkg @ 5 pcs = 60 TOT	384686 7870, Base (231-5589)
3	2 pkg @ 30 pcs = 60 TOT	70555 Tilted, High Chock HT (238EU-5518) 238EU-5518
4	1 pkg @ 480 pcs = 480 TOT	70557 Tilted, Rear Stop Board HT (225EU-5628) 225EU-5628
5	2 pkg @ 40 pcs = 80 TOT	384688 7870, Side (236-5572)
6	2 pkg @ 40 pcs = 80 TOT	384687 7870, End (237-5558)
	25 pkg TOTALS	820 SP



BOL: 2230292572



NEW DOC



ORDER: 54958127

Shp Nts:

BOL Notes: 48'

Shipper: UFP WINDSOR, LLC #223	Carrier:
Per: <i>[Signature]</i> Date:	Per: Date:
Recipient Not Present (Carrier Signature)	Date:
Received by Customer (Name of Recipient) <i>Mark Shadyk</i>	Date:
Printed Name of Recipient	

The sale and performance for the delivery referenced in this Bill of Lading are completed subject to the Terms and Conditions of Sale available on the Seller's website at www.uipi.com/terms.htm.

Bill of Lading

In addition to your trip envelopes, every load should have a Chief Carriers, Inc. bill of lading completed. Below is an example of the Chief Carriers' bill of lading and the needed information.

1. Shipper's number or load number
2. Name, city and state of shipper and the date of pickup
3. Name, address, city and state of consignee
4. Name of delivering carrier (Chief Carriers, Inc.) and driver's name. Truck and trailer numbers
5. Number, description and weight of materials being hauled
6. All detention time noted
7. Legible signature of the consignee
8. Signature of the driver

Chief Carriers' Bill of Lading

E115299

UNIFORM STRAIGHT BILL OF LADING — Original — Not Negotiable — Domestic

CHIEF CARRIERS
 P.O. BOX 2078 • GRAND ISLAND, NE 68802 • PHONE (308) 389-7250 (800) 858-4422 CARRIER **CHIEF**

SHIPPER'S NO. _____
 AGENT'S NO. **1166315**

RECEIVED, subject to the classifications and tariffs in effect on the date of the issue of this Bill of Lading.

FROM **UNIVERSAL FOREST PRODUCTS** AT **WINDSOR CO.** DATE **5-20-20**

the property described herein, in equivalent good order, except as noted (condition and condition of contents of packages unbroken) marked, consigned and destined as shown below, which said company (the word company being understood throughout this contract as meaning any person or corporation in possession of the property under the contract) agrees to carry to its usual place of delivery at said destination, if on its own railroad, water line, highway route or route, or within the territory of its highway operations, otherwise to deliver to another carrier on the route to said destination. It is mutually agreed, as to each carrier of all or any of said property over all or any portion of said route to destination, and as to each party at any time interested in all or any of said property, that every service to be performed hereunder shall be subject to all the conditions not prohibited by law, whether printed or written, herein contained, including the conditions on back hereof, which are hereby agreed to by the shipper and accepted for himself and his assigns.

CONSIGNEE TO **KAWASAKI MOTORS**

DESTINATION **16600 NW 27 ST** STREET **LINCOLN** CITY **NEB** COUNTY _____ STATE _____

ROUTING _____ ORDER NO. _____

DELIVERING CARRIER **CHIEFCARRIERS - ED KINCAID** VEHICLE OR CAR INITIAL **707** NO. **95**

COLLECT ON DELIVERY \$ _____ and remit to: _____

C.O.D. CHARGE TO BE PAID BY SHIPPER CONSIGNEE

NO. PKGS	DESCRIPTION OF ARTICLES, SPECIAL MARKS AND EXCEPTIONS	Street	City	State	CLASS. OR RATE	CK	COL
1	TRUCK LOAD OF WOOD PRODUCTS 25 PACKS						

913-553-5407 AJ
 LOAD# 1960488
 PUM 53150

Matt Sheehy

(Signature of Consignor)

If charges are to be prepaid, write or stamp here, "To be Prepaid."

Received \$ _____ by _____ to signify an acknowledgment of the charges on the property described herein.

Agent or Cashier

PER _____ (The signatory here acknowledges only the amount prepaid.)

Charges Advance \$ _____

NOTE — Where the rate is dependent on value, consignee are required to state satisfactorily in writing the agreed or declared value of the property. The agreed or declared value of the property is hereby specifically stated by the shipper to be not exceeding _____ per _____

The above forms used for this shipment conform to the specifications set forth in the box makers certificate thereon, and all other requirements of the Consolidated Freight Classification.

Permanent address of shipper, _____ SHIPPER, PER _____

AGENT, PER *Sheehy* _____

(This Bill of Lading is to be signed by the shipper and agent of the carrier issuing same.)

INCENTIVE PROGRAMS

Quarterly Performance Incentive Program

Drivers are encouraged to obtain the best possible fuel mileage with their assigned trucks by controlling road speed, acceleration and idle time. Drivers will be paid a bonus based on the chart below on fuel mileage results for each calendar quarter. Fuel mileage is figured by taking all miles on the truck for the quarter and dividing it by the number of gallons of fuel purchased in the same period. The payout will be no later than the third week following the end of a calendar quarter.

Program Qualifiers:

- Driver must run a minimum of 26,000 dispatched miles per calendar quarter to qualify
- No preventable accidents, incidents or claims greater than \$500 in the quarter
- No more than one preventable, driver related late delivery in the quarter
- The driver must be employed on the payout date to receive previous quarter's bonus pay

	6.0	6.1	6.2	6.3	6.4	6.5	6.6	6.7	6.8	6.9	7.0
Quarterly Miles	\$0.0125	\$0.0150	\$0.0175	\$0.0200	\$0.0225	\$0.0250	\$0.0275	\$0.0300	\$0.0325	\$0.0350	\$0.0375
26,000	\$325.00	\$390.00	\$455.00	\$520.00	\$585.00	\$650.00	\$715.00	\$780.00	\$845.00	\$910.00	\$975.00
26,500	\$331.25	\$397.50	\$463.75	\$530.00	\$596.25	\$662.50	\$728.75	\$795.00	\$861.25	\$927.50	\$993.75
27,000	\$337.50	\$405.00	\$472.50	\$540.00	\$607.50	\$675.00	\$742.50	\$810.00	\$877.50	\$945.00	\$1,012.50
27,500	\$343.75	\$412.50	\$481.25	\$550.00	\$618.75	\$687.50	\$756.25	\$825.00	\$893.75	\$962.50	\$1,031.25
28,000	\$350.00	\$420.00	\$490.00	\$560.00	\$630.00	\$700.00	\$770.00	\$840.00	\$910.00	\$980.00	\$1,050.00
28,500	\$356.25	\$427.50	\$498.75	\$570.00	\$641.25	\$712.50	\$783.75	\$855.00	\$926.25	\$997.50	\$1,068.75
29,000	\$362.50	\$435.00	\$507.50	\$580.00	\$652.50	\$725.00	\$797.50	\$870.00	\$942.50	\$1,015.00	\$1,087.50
29,500	\$368.75	\$442.50	\$516.25	\$590.00	\$663.75	\$737.50	\$811.25	\$885.00	\$958.75	\$1,032.50	\$1,106.25
30,000	\$375.00	\$450.00	\$525.00	\$600.00	\$675.00	\$750.00	\$825.00	\$900.00	\$975.00	\$1,050.00	\$1,125.00
30,500	\$381.25	\$457.50	\$533.75	\$610.00	\$686.25	\$762.50	\$838.75	\$915.00	\$991.25	\$1,067.50	\$1,143.75
31,000	\$387.50	\$465.00	\$542.50	\$620.00	\$697.50	\$775.00	\$852.50	\$930.00	\$1,007.50	\$1,085.00	\$1,162.50
31,500	\$393.75	\$472.50	\$551.25	\$630.00	\$708.75	\$787.50	\$866.25	\$945.00	\$1,023.75	\$1,102.50	\$1,181.25
32,000	\$400.00	\$480.00	\$560.00	\$640.00	\$720.00	\$800.00	\$880.00	\$960.00	\$1,040.00	\$1,120.00	\$1,200.00
32,500	\$406.25	\$487.50	\$568.75	\$650.00	\$731.25	\$812.50	\$893.75	\$975.00	\$1,056.25	\$1,137.50	\$1,218.75
33,000	\$412.50	\$495.00	\$577.50	\$660.00	\$742.50	\$825.00	\$907.50	\$990.00	\$1,072.50	\$1,155.00	\$1,237.50
33,500	\$418.75	\$502.50	\$586.25	\$670.00	\$753.75	\$837.50	\$921.25	\$1,005.00	\$1,088.75	\$1,172.50	\$1,256.25
34,000	\$425.00	\$510.00	\$595.00	\$680.00	\$765.00	\$850.00	\$935.00	\$1,020.00	\$1,105.00	\$1,190.00	\$1,275.00
34,500	\$431.25	\$517.50	\$603.75	\$690.00	\$776.25	\$862.50	\$948.75	\$1,035.00	\$1,121.25	\$1,207.50	\$1,293.75
35,000	\$437.50	\$525.00	\$612.50	\$700.00	\$787.50	\$875.00	\$962.50	\$1,050.00	\$1,137.50	\$1,225.00	\$1,312.50

Recruiting Referral Program

Chief Carriers is always looking for well qualified drivers to improve our talent pool. Here's how you can earn extra money by sending top talent our way!

All OTR and Regional Drivers

- New hire must meet all hiring qualifications and possess at least one-year OTR experience and at least six-months verifiable flatbed experience.
- \$1,000 each for both the referring driver and the new hire
- Bonus to be paid out in two increments of \$500 to each driver
- \$500 after the first load is complete, and \$500 after 30 days of employment

Local Driver Referrals

- \$500 each for both the referring driver and new hire
- Bonus to be paid out in two increments of \$250 each
- \$250 after the first load is complete, and \$250 after 30 days of employment

Other Referrals

- Referral of a former Chief Carriers driver is eligible for one-time \$400 payout after 90 days
- No referral payouts for part-time or student drivers

Sales & Customer Referral Incentive Program

As a driver, you play a critical role in the customer relationship. From time to time, you may come across a potential sales lead or new customer for Chief Carriers. Any leads you provide to our sales team could turn in to cash in your pocket!

A sales lead is any new potential customer who has shown interest in our company's transportation services. The prospective customer must be a direct shipper and not a broker or 3PL Logistics provider.

Sales will contact the customer to qualify the lead through a series of questions to see if we are a fit for each other. Our sales team will keep you up to date with the prospecting process until the lead results in new business for Chief Carriers or is determined to be non-attainable.

As an incentive for leads, all persons providing sales leads each calendar quarter will have their name thrown into a hat for a chance at gift card to the company store.

Each driver that produces a sales lead that results in new business for Chief Carriers will receive a one-time \$200 bonus!

4.0 SAFETY

General Safety Policies and Expectations

Chief Carrier's policy in regard to safety compliance is simple. Safety is our number #1 priority at all times. There is no reason ever to take chances, getting hurt or hurting others in our company culture. Compliance to local, state and federal regulations is equally important as they are in place to protect you, your family and ours from harmful and destructive circumstances. As a professional driver working for Chief Carriers you are required to abide by all company, local, state and federal policies and regulations as applicable to your job and role with Chief Carriers and is a condition of your employment. Remember that all accidents and injuries are preventable.

Safety Office Visits

As a driver for Chief Carriers you are required to check in with Safety anytime you are at the Grand Island terminal during business hours, this is critical so safety can keep drivers informed on safety, compliance, monthly driver audits and numerous other items as they arise. Also, check your mailbox frequently at the GI terminal for informative information not requiring face-to-face conversations with safety department personnel.

Personal Protective Equipment (PPE)

All drivers are expected to maintain and utilize appropriate PPE for their own personal safety to meet all company, customer and federal policies and standards. Drivers are issued gloves, hardhat, Chinstrap, safety glasses, hearing protection, florescent safety vest during the orientation process. All non-company issued PPE must meet the ANSI standards as required by OSHA. Please contact safety for further guidance or questions.

Safety Boots

Safety toe boots are required in some positions and at some customer's locations and are required to be with OTR drivers at all times to meet customer requirements. Chief pays up to \$150.00 annually toward a quality pair of ANSI approved safety toe boots. You can turn in a receipt annually to safety or purchase locally in Grand Island, NE and they will be charged to Chief Carriers. Please contact safety for more information.

Prescription Eyeglasses

Employees wearing prescription eyewear are required to wear safety glasses designed to fit over your prescription glasses when safety glasses are required or may opt to purchase ANSI approved prescription safety glasses, which must meet ANSI standard ANSI Z87.12003 as required by OSHA. This standard state that the glasses shall have Safety frames, lenses and side shields designed for the frame. It is not permitted to add side shields to ordinary glasses to meet this standard. Chief Carriers will pay up to \$150.00 annually towards safety prescription eyewear. Receipt must be turned into safety for reimbursement.

Hard Hat Policy

It is Chief Carrier's policy that hard hats are to be worn anytime you are working with straps, chains and binders for the purpose of securing or unsecuring your freight or if you are near another driver performing securement or unsecurement activities. Hard hats are proven to prevent injuries to the head during these types of activities and are therefore required.

Powered Industrial Equipment

Drivers are not certified and are not permitted to operate forklifts and other industrial equipment even if you have received training/certification at another company. OSHA 1910.178 is very specific in the requirements in which you may operate industrial equipment. Contact safety for more information.

Cell Phone Policy

The U.S. Department of Transportation (DOT) has implemented a ban on handheld cell phone usage effective January 3, 2012. This new regulation affects all drivers operating commercial motor vehicles in interstate commerce and in state vehicles hauling hazmat loads for now, but most states are expected to apply the ban to all commercial vehicles in upcoming months. Under the new rule, CMV drivers will not be able to hold, dial, or reach for a hand-held cell phone, including those with push-to-talk capability. Hands free phone use is allowed, as is the use of CB radios and two-way radios.

The following will be Chief Carriers Inc. policy to comply with the new regulation. Any vehicles that are regulated by the DOT regardless of type, load or use that displays a DOT number on the vehicle will not be allowed to use a cell phone except under the following conditions while driving.

- Cell phone must be used in a hands-free mode, this can be accomplished through a blue tooth or head set type device. CMV drivers will not be able hold, dial or reach for a handheld cell phone including those with push to talk capability.
- Dialing or answering a phone call must be accomplished by no more than the pressing of one button (Consider speed dial setting to accomplish this) and:
- CMV drivers must not be reaching for a phone in such a manner that requires the driver to maneuver into a position where he/she is no longer seated, belted or taken out of a safe driving position.
- Texting or reading text is not permitted under any circumstances.
- Drivers may “not” use a handheld cell phone at stoplights or temporary delays such as construction or trains. Handheld use would only be allowed when safely parked and out of the flow of traffic.

Note: CB radios and two-way radios are not covered by this policy.

Violation of this company policy will be subject to Chief Carriers Inc. corrective action policies. In addition, violations of this regulation can result in state or federal issued civil penalties of \$2,750 for each offense to drivers and up to a maximum penalty of \$11,000 per occurrence to the company or motor carrier. Violations will also result in negative scoring on the CSA scores for the motor carrier as well as the driver.

Inclement Weather Driving

The choice to drive or not to drive in extreme or dangerous inclement weather conditions is decision every driver must make for himself or herself. Chief Carriers expects that you make appropriate decisions based on safety of those around you. If you run into a situation where it is inappropriate or unsafe to continue, notify operations/dispatch as soon as the problem arises so we can keep our valued customer up to date on our progress and what the situation currently is. Please tune into weather stations to keep up with fast changing weather and road conditions.

Snow Chains

Snow chains are required in some states during winter driving conditions. While you will have to make the choice to use them or not, some states require that, they are carried on the truck regardless. Chief Carrier's policy is to have a set of snow chain on every tractor year-round, so they do not have to be bought on the road or forgotten during the winter. They will be assigned to you and part of the trucks inventory. Broken or damaged chains should be exchanged at the shop in Grand Island.

Ladders

16-foot ANSI approved ladders are provided to each driver on every truck for providing a safe way to get on and off the trailer. These ladders are designed and required to be used to get safely on and off the trailer but are not to be used to carry tarps and gear onto the trailer.

Bungee Cords

Bungee cords are not permitted to secure items; they do not have a working load limit rating and are only to be used for securing tarps under DOT regulations. If you need to secure small items to catwalks, we provide one-inch straps to our drivers. Our company policy is to never use them for anything other than securing tarp flaps to trailers.

DOT Physicals

It is your responsibility to keep track of this. Chief Carriers, Inc. will help by monitoring this but it is still your responsibility to keep track of your physical requirements. Drivers are required to use Chief Carriers DOT doctors for all physicals and are available at both terminals. Safety will make the appointments at our doctors. This is free of charge to full time Chief Carrier's drivers. It is also the driver's responsibility to share required information with their home states for maintaining your driver's license. Chief Carriers, Inc. will accept no other physicals performed elsewhere.

CDL License

Drivers CDL must be kept current at all times! Changes in address and new copies of license must be provided to the Safety Department within 30 days of moving or change of address. We will monitor your expiration, but it is your responsibility to keep it current and up to date.

Annual DOT License Review.

All drivers are required to fill out an Annual Review every 12 months per DOT Regulations. During this time, we will review your driving record, accidents, logging procedures, operations review, payroll items, maintenance issues and other safety items.

Tickets

Drivers are required by Federal Law to report any ticket, license suspension or revocation to both the State that issued your CDL and to Chief Carriers, Inc. immediately. Drivers are responsible for tickets and fines.

Injuries

Report, immediately any work-related injuries. You must also report any off-duty accidents that effect your ability to perform your job safely or that prevents you from meeting DOT requirements. For injuries requiring medical attention, you cannot drive or work without a full written release from the attending doctor, which must be in writing. All work-related injuries are to be reported to safety department at time of occurrence no matter how minor in nature.

Prescription Medications

Report all prescription medicine to the Safety Department per regulations. If it does not affect your ability to drive, you may continue to work after being cleared through the safety department. Always carry medication in its own container. Never mix pills or use unmarked "reminder" containers.

DOT Roadside Inspections

Drivers must immediately notify safety of all DOT and state inspections performed on Chief Carrier's equipment during normal business hours by using macro 40 on the Qualcomm. Turn in all DOT Inspections into the office immediately, "no exceptions" by sending them in via Samsara or by fax 308-385-4647. Chief Carriers pays \$100.00 to the driver for all roadside inspections that reveal no defects, issues or CSA violations once the original is received in safety.

Speed Limits/ Maximum Speed

Obey all posted speed limits. While driving for Chief Carriers, Inc., there are no circumstances, which would justify disobeying posted speed limits. Maximum company speed limit for Chief Carrier's trucks is 70 mph. allowing the truck to exceed posted or company speed limits are strictly prohibited. Planning and

maintaining speed during steep mountain descents and hills is critical to your and the general public's safety.

Speeding Policy

If you receive a speed related violation (Including warnings) your truck will be turned down to 67mph for 3 months, if you receive a second violation within 12 months of another it will be turned down to 65mph for 6 months. If you receive three such violations within a 12-month period, your employment with Chief Carriers will be terminated. In addition, you will not qualify for the safety incentive pay for one quarter (same as our current incentive program). A corrective action will also be administered for each violation. This policy applies to any speed related incident including warnings, tickets incurring fines or speed related accidents.

Seat Belt Policy

Chief Carriers, Inc., in accordance with Federal Motor Carrier Regulation 392.16, requires you to wear seatbelts while operating a Company vehicle or Owner/Operator vehicle or while on company business. If the vehicle is in motion, the seat belt shall be utilized.

Continuous Safety Training Requirements

Safety training topics are assigned to all drivers through Luma and are planned out and communicated monthly. Luma is the leading instructional design and learning company in the trucking industry. Luma's comprehensive eNugget® Learning Platform has shown measurable results in helping trucking carriers improve safety, communication, and compliance. Monthly training must be completed in the month it is assigned. Any drivers with overdue training will be grounded from dispatch until all assigned training is completed, as approved by the Driver Advisory Team. Drivers can complete their assigned training on the Samsara tablets, or on the training computers available at the Grand Island and Rensselaer terminals.



Chief Carriers Luma eNugget® Learning

Login

Username:

Password:

Login

[Forgot Password?](#)

Need help logging in? [Submit a help ticket.](#)

Loads with Claims

Anytime a load is signed anything other than free and clear the below procedure must be adhered to in order to process the claim and determine who is liable for the claim.

Procedure:

1. Notify dispatch immediately of the issue and explain what happened. Was the damage shipper related, in route, or did the receiver cause the damage. We must provide evidence as to where the damage occurred, bills must reflect this with notations and be signed by the customer.
2. Take pictures of the load as soon as you realize there is an issue or have been notified of a potential problem, It is preferred that the load is still on the trailer but if necessary take pictures of the product(s) on the ground. Take multiple pictures from different angles.
3. Cellphone pictures may be used; however, they must be emailed and or texted to the safety manager within 24 hours of the event. (Safety cell 308-379-3797)
4. Notify the operations and safety department of the claim before leaving the customer. If this occurs during the weekend or while the offices are closed please contact safety the next business morning or via Samsara message number 38.
5. In case of an emergency afterhours or on the weekend call the afterhours number to operations and or safety.

How to Protect Yourself against Claims

- Check the load for damage and proper loading, report or have the shipper fix any issues before departing. Focus on rust, bends, paint damage or lack of dunnage to support the load. Do not depart with load issues without checking with dispatch/operations.
- Assure that you have read and met all the requirements in the shipping notes in your Samsara load notes. These items such as load must be tarped, requires plastic, blocking etc. will help prevent liability to you and Chief. They are noted because the customer requires these steps to assure a quality load is received without damage.
- Perform load checks throughout the trip as required by Chief and DOT. Address securement issues as they are discovered during the trip.

Passenger Policy

Scope of Program: Chief Carrier's rider program is open to immediate family, which includes wife and children; it is also open to grandchildren and significant live in partners under very specific conditions as outlined below. Please note that approval from safety and required paperwork must be taken care of in advance of allowing any qualified person to ride in a Chief Carriers owned or leased vehicle. Chief Carriers is not responsible for accidents or injuries that occur while riders are on the truck and not responsible for loss of possessions or theft. All riders and or guardians of riders must sign a release in order to receive an authorization to ride from Chief Carrier's safety department. See policy specifics below:

- **Wife:** Annual rider passes are available for wives to ride and expire on January 31 following the year of issue. Documents required are as follows.
 - A driver's license or Photo ID card
- **Children:** Children/Stepchildren over 12 years of age are permitted to ride during the April through September when road conditions are typically safer. Children are only permitted for two weeks at a time and authorization forms expire after 15 days. Documents required are as follows.
 - Birth Certificate
 - Identifying photo in case of an emergency is required.

- **Grand Children:** Grand Children over 12 years of age are permitted to ride during the April through September when road conditions are typically safer. Children are only permitted for two weeks at a time and authorization forms expire after 15 days. Documents required are as follows.
 - Birth Certificate
 - Identifying photo in case of an emergency is required.
 - Power of attorney for medical care in the event of an accident.
- **Significant Live in Partners:** Annual rider passes are available for live in partners to ride and expire on January 31 following the year of issue. Documents required are as follows.
 - Driver's license or photo ID
- **Hitch Hikers and unauthorized passengers are prohibited at all times**
- Passengers **must** wear their seat belt. If not, no further releases for the passenger and no further passengers for the driver for the duration of the season or for one calendar year.
- One passenger permitted at a time per request.
- Passengers are **not** qualified drivers; therefore, they are not allowed to participate in any driver's duty whether it is driving, working, tying loads down, etc. Passengers are also subject to all rules of the customers we pick-up or deliver to.
- Any abuses by Company drivers, contractor drivers or contractors will result in loss of the rider program privileges and possibly termination of employment or lease.

Drug & Alcohol Policy

- **Purpose**
 - It is the policy of Chief Carriers, Inc. that its drivers be free of substance abuse and alcohol abuse. Consequently, the use of illegal drugs by drivers is prohibited. Further, drivers shall not use alcohol or engage in "prohibited conduct" as defined herein. The overall goal of this policy is to ensure a drug and alcohol-free transportation environment and to reduce accidents, injuries, and fatalities. Chief Carriers adheres to all Federal DOT regulations in regards to drug and alcohol testing.
 - **Type of Tests**
 - Pursuant to regulations promulgated by the Department of Transportation (DOT), Chief Carriers, Inc. has implemented 4 circumstances for drug and alcohol tests:
 - (1) pre-employment testing,
 - (2) post-accident testing as defined by DOT regulations,
 - (3) random testing,
 - (4) reasonable suspicion testing,
 - **Refusal to Test**
 - Refusal to submit to the types of drug and alcohol tests employed by the Company will be grounds for refusal to hire driver / applicants and to terminate employment of existing drivers. A refusal to test is defined to be conduct, which would obstruct the proper administration of a test. A delay in providing a urine or breath specimen could be considered a refusal. If a driver cannot provide a sufficient urine specimen or adequate breath, a physician of the company's choice will evaluate him / her. If the physician cannot find a legitimate medical explanation for the inability to provide a specimen (either urine or breath), it will be considered a

refusal to test. In that circumstance, the driver has violated one of the prohibitions of the regulations.

- **Consequences of Policy Violation**
 - Any driver who becomes unqualified or engages in prohibited conduct as set forth herein will be terminated from employment.
- Drivers are prohibited from consuming or possessing alcohol on company property or company owned vehicle. All company owned or leased vehicles are subject to search at any time or any place at management's discretion.

The following are considered gross misconduct and can result in termination of safety clearance on the first offense.

- Violation of Chief Industry's drug and alcohol policies or failure to meet DOT guidelines regarding drug and alcohol use and failure to comply with DOT drug and alcohol testing requirements. This would include a false positive or any positive as determined by the MRO.
- Transporting any unauthorized passengers in a company owned or leased commercial vehicle including owner operator leased vehicles.
- Conviction of any speed violation of over 10 mph in a company operated commercial vehicle.
- Unauthorized use of a company owned or leased commercial vehicle.
- Preventable Head on crash involving crossing the centerline.
- Preventable roll over or vehicle upset.
- Preventable hit pedestrian, including motorcyclist or bicyclist.
- Making threats or harming others with or without a weapon.
- Unreported Accident
- Leaving the scene of an accident.
- At fault fatality accident

Monthly Safety Meetings & Employee Roundtable Discussions

On the last Friday of each month, Chief Carriers hosts a free employee lunch followed by roundtable meeting in which all Chief Carrier employees are encouraged to attend. Agendas for each meeting will be set ahead of time. The discussions usually center on safety, maintenance and other "hot" topics in the company or industry. We also regularly solicit topics from drivers and staff, so we focus on what is important to you! These meetings are very informative, and it will be to your benefit to attend all. Safety meetings and roundtables can be attended in person or by live video conference.

Hours of Service Compliance

All drivers are required to adhere to all DOT regulations, compliance is a condition of your employment, Chief Carriers does not operate illegally or unsafely at any time. Although not all-inclusive, the following is an overview of current regulations and company policies at the time of the revisions to this manual. Any questions on this section should be directed to the safety department.

Electronic Logs (ELOGS)

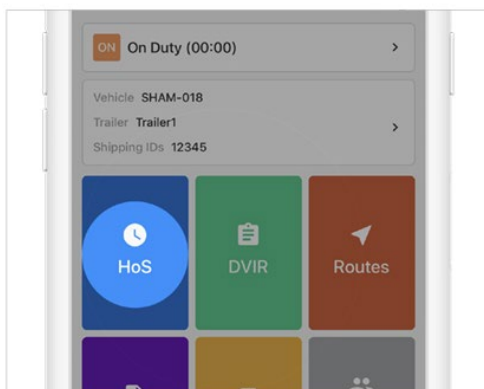
Chief Carriers runs electronic logs at all times. Every mile driven in every truck you drive must be logged and logged under your Driver ID. Hours of service logs are unique to the driver and not the truck. You can drive multiple trucks in one day just simply log into the next truck and your logs will follow you and be correct. Driving another truck and failing to log the miles or driving a truck while not logged into it is subject to corrective action. Any miles driven by a driver while not “logged in” is recorded by Samsara, investigated by safety and then assigned to that driver.

Note: If you are not in, control of the vehicle at any time meaning repairs and going home while parked at a terminal please log off. That way if the shop drives it, your logs and breaks will not be affected. Remember when you log in or out of a vehicle select the correct duty status needed.

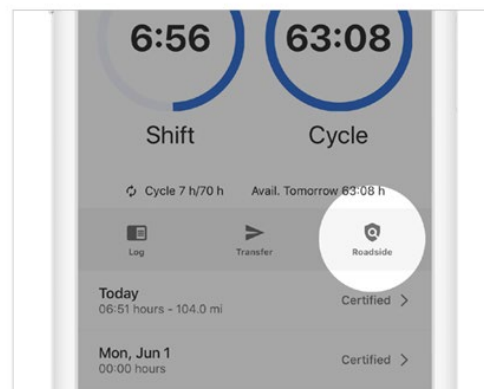
Log edits: Drivers are able to edit their logs when a driver error has occurred. The most current status can't be corrected until a new status has been selected. Example: A driver left themselves on duty all night and needed to change to sleeper birth. The driver has to change the current duty status from on duty to another status (off duty, sleeper, on duty), once completed they may now edit their on-duty time from the night before and change to the correct status. Once corrected the system will require logs to be certified. If you are unable to edit or having issues correcting logs, contact the safety department during business hours for assistance.

Drivers are required while using electronic logs to provide law enforcement officials with instructional or sometimes referred to as visor cards upon request. The Samsara ELD is a registered ELD with the Federal Motor Carrier Safety Administration (FMCSA). It plugs into the diagnostic port in a vehicle and integrally synchronizes with the vehicle engine. Drivers are not able to edit automatically recorded driving time. The Samsara Driver App allows drivers to view and interact with their logs via a smartphone or tablet. The app's DOT Inspection Mode enables officials to review and transfer hours of service logs. See the images below for instructions transfer your logs during a roadside inspection.

INSPECTING HOURS OF SERVICE LOGS

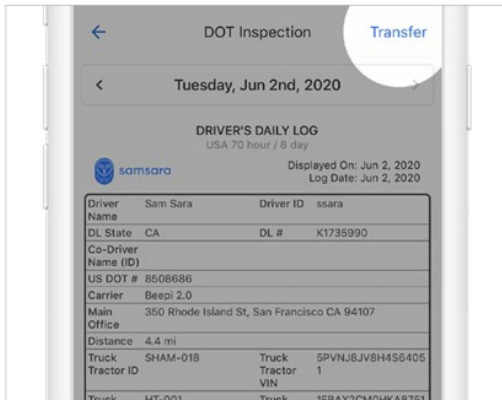


1. Open the Samsara Driver App and tap the **HoS** icon.

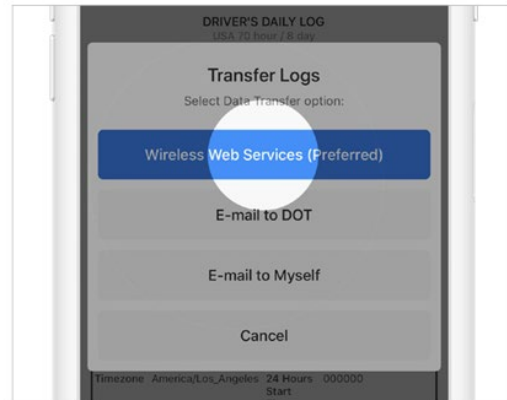


2. Tap the **Roadside** icon.

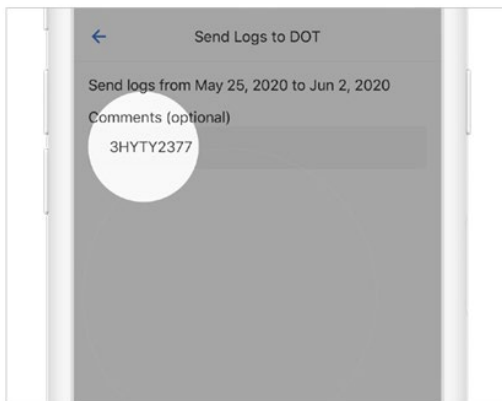
TRANSFERRING HOURS OF SERVICE LOGS



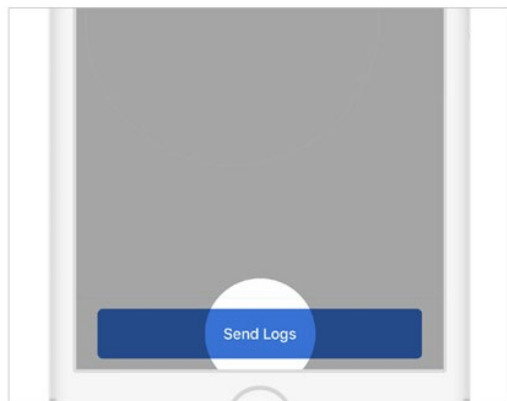
1. From the **Roadside Inspection** screen, tap '**Transfer**'.



2. Send official logs **via Wireless Web Services** or **E-mail to DOT**.



3. Enter officer-provided Data File.

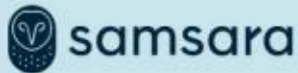


4. Tap '**Send**' to send logs to DOT.

All paper logs should be turned in as soon as possible, meet DOT and company requirements. Be legal, legible and complete and should not exceed **10** days from the time they are written. Paper logs are compared to GPS when audited.

Electronic logs are to be reviewed daily and approved by the driver every 24 hours.

Samsara's devices are not to be tampered with, disconnected or messed with in any manner or than proper usage as designed.



The Complete Guide To Hours of Service



© 2022 Samsara Inc.

In order to remain compliant, you need to be aware of the Hours of Service (HOS) rules. From driving limits to sleeper berth rules, rest breaks, and more, navigating the rules can be a challenge. Stay up to date with the latest rules and learn more about how an electronic logging device (ELD) can help your fleet stay compliant.

What are Hours of Service (HOS)?

The Hours of Service final rule was published in the Federal Register on December 2011 as a way for the Federal Motor Carrier Safety Administration (FMCSA) to monitor working hours of anyone operating a commercial motor vehicle (CMV) with a commercial driver's license (CDL) in the United States. A CMV refers to any vehicle that is used as part of a business that operates in interstate commerce. Designed to eliminate accidents caused by driver fatigue, the ruling determines the maximum number of consecutive hours a commercial truck driver or other types of CMV operators can drive or work before taking a mandatory rest break.

Under the ELD mandate, a US regulation that went into effect in December 2017, operators of commercial motor vehicles are required to use electronic logging devices to track Hours of Service (HOS). Electronic logging devices, also known as electronic logbooks or e-logs, connect to a vehicle's engine and automatically record driving time, providing a reliable way to collect HOS data. They replace paper logs which were historically used in the trucking industry to record Hours of Service.

HOS regulations were further amended in 2020, when the FMCSA issued its long-anticipated Final Rule on HOS. The Final Rule introduced four key changes to HOS regulations with the goal of increasing flexibility without compromising safety. The new rules went into effect on September 29, 2020 and are incorporated into this guide.

Anyone found to be in violation of the Hours of Service rules runs the risk of negatively impacting their carrier's safety rating or even being put out of service for a certain period of time.

What is the driving limit for CMV drivers?

The Hours of Service regulation limits the number of driving hours per day and the number of driving and working on-duty hours per week. Driving limit or cycle limit restrictions include:

14-hour shift limit

Drivers have a 14-hour window to drive a maximum of 11 hours and are required to take a 30-minute break after 8 hours of driving time. The 14-hour driving limit restricts drivers from driving any longer than the fourteenth consecutive hour on duty, after 10 hours off duty.

As part of the Final Rule on HOS that went into effect on September 29, 2020, a driver cannot drive for more than 8 hours before being required to take a 30-minute break, but could have been on-duty for more than 8 hours. Drivers can satisfy the 30-minute break requirement with off-duty, sleeper berth, and/or on-duty not driving time.

11- hour driving limit

A driver is limited to a maximum of 11 hours of driving after 10 consecutive hours off duty.

60/70-hour limit

The HOS rules cap driving time to 60 hours per 7-day period and a 70-hour time limit for a span of 8 days. This means drivers cannot continue to drive once they've reached 60/70 hours of on-duty time in 7/8 consecutive days.

34-hour restart

The 34-hour restart rule gives commercial motor vehicle drivers the opportunity to reset their 60-hour or 70-hour clocks back to zero. Drivers can take advantage of the rule at any time by taking at least 34 consecutive hours off duty or in a sleeper berth.

Rest breaks

Drivers are required to take a 30-minute rest break after continuously driving for 8 hours. Rest breaks can be logged as either off-duty time or can be taken as time in the sleeper berth at a truck stop or other rest area.

Split sleeper berth rule

A sleeper berth refers to a cab in the back of a truck that includes a reclining seat or bed that drivers can use for rest while they're on the road. Drivers can use the time spent in the sleeper berth to count towards their mandatory rest-limits or their off-duty time.

Drivers choosing to use split sleeper berth must take at least seven or eight hours in the sleeper berth and may split the sleeper berth time into two periods in either an 8/2 or 7/3 split:

- **8/2 split:** For an 8/2 split, one off-duty period must be between two and eight hours (2/8 hour period) and can be spent in the sleeper berth, off-duty, or personal conveyance (or a combination of the three). The other off-duty period must be between eight and 10 hours (8/10 hour period) and can only be taken in the sleeper berth.
- **7/3 split:** As part of the Final Rule on HOS that went into effect on September 29, 2020, drivers can now split their required 10 hours off-duty in a 7/3 split if they prefer, offering additional flexibility.

- The two breaks can be taken in any order and by completing both rest periods, the 14-hour driving window is re-started from the end of the first sleeper berth period but not until after the second period is completed.
- Since the 14-hour driving window does not restart after the end of the second off-duty period, the split sleeper berth is not a full 10-hour reset; it simply moves the start time of the 14-hour driving window.

Who is subject to Hours of Service rules?

The Hours of Service regulation applies to any commercial motor vehicle operator in the United States. A commercial motor vehicle, outside of belonging to a company or corporation, is defined as any vehicle that satisfies one of the following conditions:

- Weighs (including any load) 10,001 lbs or more
- Transports hazardous materials (property-carrying vehicle) in a quantity requiring a hazardous material placard
- Transports 16 or more passengers (passenger-carrying vehicle), including the driver, without compensation
- Transports 9 or more passengers (passenger-carrying vehicle), including the driver, for compensation

How to avoid Hours of Service penalties

HOS regulations are strictly enforced by the Department of Transportation (DOT), but there are a number of ways to satisfy the ruling's requirements and even certain ELD exemptions.

150 air-mile exemption

The 150 air-mile rule exempts property-carrying CDL drivers from completing a daily log and having supporting documents within 150 air miles of their daily starting location. To meet this exemption, drivers must:

- Operate within a 150 air-mile radius of their work's primary location.
- Return to that primary work location at the end of each duty shift.

Additionally, they must not:

- Drive any vehicle that requires a CDL.
- Drive after 14 hours of coming on duty on 5 days of any period of 7 consecutive days.
- Drive after 16 hours of coming on duty on 2 days of any period of 7 consecutive days.

Adverse driving conditions exemption

The adverse driving condition exception allows drivers to extend the maximum "driving window" by up to 2 hours. For example, drivers with a maximum driving window of 14 hours can use the adverse driving condition exception to complete their drive time in a 16 hour driving window.

Before the Final Rule on HOS was enacted in September 2020, drivers could use this exemption to drive up to 2 hours beyond their maximum drive time but could not extend their maximum driving window. Now, with the ability to extend the maximum driving window by up to 2 hours, drivers using the adverse driving condition exception have the flexibility to safely wait out adverse driving conditions or drive at a slower speed to avoid any incidents.

Personal Conveyance (PC) or “Off Duty Driving”

Chief Carriers allows the use of our trucks for personal business while out on the road conducting business for our company under very specific company and DOT guidelines. Below are the guidelines for using PC. (PC is not allowed when a driver is home on personal time off; truck should be parked until dispatched.)

- Maybe used for personal use not under dispatch, shopping, going to restaurants, laundry mat etc. Driver may not leave the town or vicinity they are currently in.
- Driver are not paid for miles driven in PC.
- 2-hour limit per day.

PC cannot be used for: (Examples)

- Going to a shipper or receiver under dispatch
- To avoid starting your 14-hour clock.
- To advance your position when out of hours
- To avoid taking your 10 hour break as required
- A driver placed out of service for exceeding the requirements of the hours of service regulations may not drive a CMV to any location to obtain rest.

Inappropriate or illegal use of PC is considered falsifying your log and will result in corrective actions and continued abuse will result in loss of the privilege by that driver.

Permits and Licensing of Units

All permits (prorate, fuel and operating authority) will be issued from the Safety and Compliance Department. The driver must sign for each permit received and is responsible for its proper display. If the driver fails to pick up his/her permits and is fined for “failure to display”, it will be the driver’s responsibility to pay the fine. Permit requirements are changing year-to-year, meet with the Safety Department to become familiar with the changes and be sure your new assignment has the required permits.

All new contractors leasing onto Chief Carriers, Inc. for the first time or who have a newly purchased tractor will be given a permit list when their original permit packet is issued. All states that your tractor is not legal for will be noted with instructions for you to follow to be legal should you need to travel into or across that state. New York, New Mexico, and Oregon require a wire before entering those states. If in doubt on any permit requirement, please contact the Safety Department. It will save both of us possible grief.

All contractors are responsible for their fuel and mileage taxes on a monthly basis. Chief Carriers, Inc. will issue a monthly-computerized statement showing miles traveled, fuel purchased, state tax rates, debits, credits and bottom line liability or credit figures.

All Federal Highway Use Tax (2290) payments are the sole responsibility of the contractor. Chief Carriers, Inc. must be furnished receipts of payments every year prior to ordering your base plate.

Permit books are not to be removed from trucks for any reason.

Accidents

Accident prevention is key to any motor carrier's success as well as that of the driver. Accidents are **not** an unavoidable part of driving and good driving records are not a matter of luck. Good driving records come from always driving defensively and thinking ahead to avoid dangerous situations.

Accident Prevention Strategies

- Perform proper pre-trip and in route inspections. Make needed repairs to ensure safe travel. Perform frequent checks of the load and equipment during the trip.
- Utilize defensive driving techniques at all times. Avoid distractions.
- Drive professionally and non-aggressive.
- Plan trips. An exhausted driver is a dangerous driver. Leave early enough, take proper breaks and watch your speed.
- Drugs and alcohol. We expect all drivers to comply with Part 382 of the Federal Motor Carrier Safety Regulations. Abuses in these areas can result in automatic termination.
- Backing. Backing accidents can be prevented. Never back into an area without first checking for hazards. Always use a spotter when blind-side backing and backing into or across traffic. Never depend totally on a spotter. YOU are still responsible. Remember '**GOAL**' – **Get Out And Look!**
- Parking on road shoulders and entry/exit ramps is prohibited.
- Get directions. If unsure of delivery/pick-up point, get directions from a safe area, i.e. truck stop or rest area. Do not park in areas where your unit may pose a hazard to the flow of traffic. If lost, do not forget the rules of driving. Lost drivers, at times, take too many chances trying to correct errors.

Always give yourself plenty of space. Allow, if possible, 6 to 8 seconds between you and the vehicle ahead of you at a minimum. When entering construction zones, allow for anything; changes in traffic patterns, speed and possible stoppage of traffic. Obey all traffic and speed regulations.

Accident Reporting Procedure

- Secure the scene. Take all necessary precautions to prevent further accidents.
- Call 911- All vehicular accidents are to be reported to the police and a police report is required.
- Give all reasonable assistance to injured persons. However, do not move them unless their location is life threatening or they are in imminent danger. **(ANY FATALITIES CALL 308-379-3797)**
- Notification of company. Call safety immediately **308-389-7439**, if after hours **CALL 308-379-3797**.
- Cooperate with local authorities for investigation at the scene. This includes accidents occurring on private property (truck stops, shipper or consignee facilities, etc.). **DO NOT ADMIT FAULT FOR THE ACCIDENT.**
- Exchange information with the other party(s) involved in the accident. **DO NOT ADMIT FAULT FOR THE ACCIDENT.**
- The following check list is the information you must write down at the scene of the accident or get pictures of if possible:
 - **License plate number of the other vehicle(s).**

- **Driver's name, address, phone number and driver's license number.**
- **Owner's name, address, phone number.**
- **Name, address and phone number of any passengers.**
- **Name, address and phone number of any witnesses.**
- **Other party(s) insurance carrier and policy number.**
- **Description of other vehicle(s) – i.e. year, make, model and vehicle license number.**
- **If other vehicle(s) is tractor/trailer, the unit numbers.**
- **Description of property damage incurred by all vehicles – i.e. left fender, headlight, etc.**
- **Investigation officer's name, badge number and whether they are a local, county or state official. Ask for the address and phone number of the officer's department and the case number of the accident report.**

YOU SHOULD BEGIN THIS EXCHANGE OF INFORMATION EVEN BEFORE AUTHORITIES ARRIVE AT THE SCENE

IMPORTANT ACCIDENT PROCEDURES:

- DO NOT admit fault for the accident.
- DO NOT make any statements other than answering questions asked by the investigating law enforcement personnel ONLY.
- Always be POLITE and COURTEOUS.
- Take photos of the scene – **stand back and don't zoom in** – capture all vehicles involved and any traffic control devices in a single photo. Then capture the same from multiple angles.
- Take photographs of damaged parts of your vehicle and the other vehicle(s) involved. Photos should include full shots of all 4 sides of vehicles involved including license plates, intersections of area, any skid marks that may be present.

- DO NOT attempt to settle ANY accident by yourself. ALL accidents, no matter how minor they may seem to you, MUST BE REPORTED to the Safety Department!
- If you strike an UNATTENDED VEHICLE, stop and locate the driver or owner. If you cannot locate the owner or driver, please leave your name, unit number, Chief Carriers name and our toll-free number on the vehicle. CALL POLICE and the Safety Department to report this incident immediately!
- **DO NOT LEAVE THE SCENE UNTIL SAFETY RELEASES YOU!**

Reporting Tickets & Citations

Drivers are required by Federal Law to report any ticket, license suspension or revocation to both the State that issued your CDL and to Chief Carriers, Inc. immediately. Drivers are responsible for tickets and fines.

Progressive Safety Coaching & Training Process

Violation of Company policies or procedures may result in disciplinary action including demotion, transfer, leave without pay, or termination of employment. The Company encourages a system of progressive discipline depending on the type of prohibited conduct. However, the Company is not required to engage in progressive discipline and may discipline or terminate an employee where he or she violates the rules of conduct, or where the quality or value of the employee's work fails to meet expectations at any time. Again, any attempt at progressive discipline does not imply that your employment is anything other than on an "at-will" basis.

5.0 MAINTENANCE SHOP PROCEDURES

General Shop Procedures

Maintenance of equipment is crucial to keeping a fleet safe, productive and cost efficient. The drivers who work with this equipment can make the difference whether a maintenance program is effective or not. Your failure to do proper inspections daily, write-up and/or be repaired what needs attention, can make the difference in the safe handling of the equipment or its working life. Equipment placed out-of-service at state inspection sites affects Chief Carriers and you in these ways:

- Time lost and aggravation,
- Direct cost repair of out-of-service equipment, fines and your lost time
- Impacts the company profile directly which can result in a full compliance review of everyone's paperwork.

While at the Grand Island terminal, be aware of these important items:

- Remove all personal belongings needed before truck enters shop for service or repair.
- Use the Driver's Lounge when waiting for repairs.
- No blocking of shop doors with trucks or trailers unless directed to by shop personnel to do so. Park your unit away from the shop doors until the mechanics are ready for your unit(s). This area must be kept clear unless otherwise directed. The same is true for the lot. Always leave two lanes open so vehicles can get through. Park all trucks and trailers in designated parking areas only.
- 10mph speed limit for both company and personal vehicles in all company parking lots.
- If you are going to stay parked over 2 hours, please separate your units. This will allow the shop access to your equipment for maintenance and reduce the prospect of an accident to your unit.

Scheduling Your Shop Repairs

Prior to maintenance mileage or date due, you will receive an Samsara message or phone call from our shop telling you when your truck is due for preventive maintenance inspections including lube and oil changes. This might also be communicated to you through dispatch department. The maintenance department may elect to perform inspections and repairs prior to due dates or mileage due. All tractors, APUs and trailers have differing intervals for shop inspections. You shall contact dispatch and inform them you need to get to Grand Island shop for service and/or repairs. All scheduling with shop to be done with Maintenance department and a daily appointment time will be given if our schedule requires it. Please do not be late for scheduled appointment times. If you will not make an appointment, call the Maintenance department.

Follow these steps to schedule work on your tractor:

- Call the shop as soon as you can accurately project your time of arrival in Grand Island.
- Verify with maintenance department the estimated time your truck will be down.
- Call dispatch to inform them your assigned tractor will be out of service for that period. Pre-book yourself on next outbound load based on estimated completion time.
- You may be assigned a "loaner" truck to complete a local delivery, or to complete your next dispatch if your assigned tractor will be down for more than one day.

Arriving Grand Island Terminal During Business Hours, Monday - Friday

- Use south entrance.
- Pull to end of entrance curb.
- Enter through driver entrance.
- Complete Driver Vehicle Inspection Report (DVIR) at dispatch counter. Sign it and give to Maintenance Clerk.

- Request a trailer check from Maintenance Clerk.
- If you have service or repairs needed, inform Maintenance Clerk.
- Wait for mechanic to arrive and inspect truck/trailer and go over inspection with you.
- If you have a load for the plant and you have work needing done on your tractor, you may be given a spare truck to deliver your load while your tractor is being repaired.
- If bringing in an empty trailer, the mechanic will inform you where to park it. An aerial view of trailer parking locations is located above the dispatch counter.
- Please do not block shop doors or trash dumpsters.
- Please leave Safety Lane area as soon as the inspection is complete.

Arriving Grand Island Terminal, After Hours

If you arrive after hours or weekends, the written DVIR for the trailer and/or truck, if repairs needed, is located on the dispatch counter. Write up the trailer and/or truck and sign it. Place in the trip envelope slot or slide it between the glass panes at the maintenance window.

If you know items on trailer are in need of repair, attach a RED OUT OF SERVICE tag to the trailer glad hand when you park it. If the trailer needs inspected by the shop, place a BLUE NEEDS INSPECTED tag on the glad hand when parking.

Empty and Loaded Trailer Parking

OTR Breakdown Procedures

None of us like breakdowns. Yet with equipment, it's going to happen. First off, minor repairs like changing a headlight or taillight bulb etc, we'll allow a driver to do. All other breakdowns require our assistance must be done so by calling:

- **800-845-1765 and press 4 during business hours**
- **800-845-1765 and press 6 for after-hours**

Check your surroundings for possible repair shops prior to calling. Be thorough in your explanation of your breakdown. Our breakdown staff is available 24/7. We aim to get you going as quickly as possible.

Breakdown Pay Policy

Breakdown pay is calculated at \$100 per day based upon being broke down for your driving period. If you are broke down more than 4 hours, but less than a day, your breakdown pay may be adjusted accordingly. If a driver is broke down 3 consecutive 24 hour periods (3 days) or more, the driver's breakdown pay will be calculated by taking his/her average miles per day during the previous 13 weeks and multiplying by the number of 24 hour periods of downtime.

For example (assuming four 24-hour periods down):

- A driver had 33,784 total miles previous 13 week period ÷ 13 weeks = 2,598 miles per week
- 2,598 miles per week ÷ 7 days = 371 miles per day
- 371 miles per day x 4 days down = 1,484 average miles
- 1,484 average miles x \$0.47 per mile wage = \$697.48 breakdown pay
- If a driver is offered a loaner truck to drive while his truck is being repaired, and he/she refuses it, no breakdown pay will be issued.

Operations and Maintenance departments will determine if any pay will be issued and will evaluate breakdowns occurring on the first day individually. This evaluation will include any circumstances related to load pickup and delivery time, repair time, vendor shop issues, negligence, required driver breaks and any other issues involved.

If breakdown pay is issued, no layover pay will be issued.

Due to Saturday pay cutoff, it is possible if you were broke down at the end of the week through the beginning of the following week, your breakdown pay will be in two different pay periods

The Maintenance Supervisor will evaluate each event on a case-by-case basis and has the authority to modify the payment accordingly.

Tire Policy

In the event of a tire flat or blown tire, you must contact our OTR breakdown technicians. Please be prepared with the following information:

- Your location
- Are you near, or do you recall, a tire store or truck stop you recently passed?
- Which tire is flat or blown?
- Is the tire next to it ok?
- What is the tire size (trailer)?
- Has the blowout affected anything else? (air lines, lights, crossmembers, ICC bumper)

It's possible you could be asked to return a tire casing to either Grand Island, NE or Rensselaer, IN. Many times, we can receive a full or partial refund on warranty for returned tires or can trace a pattern of defects. Follow these procedures for trailers and company trucks. Any exceptions for not being able to return a tire to Grand Island or Rensselaer must be discussed while on the phone with our break down technician.

- Return the carcass to the shop supervisor, lead mechanic or terminal manager at Grand Island or Rensselaer so you can be cleared.
- Should you drop the equipment, the tire that came off the unit must still be brought to either Grand Island, NE or Rensselaer, IN. Inform the shop supervisor you have a tire. If after hours, the tire may be placed on east side of Grand Island shop.

Trailers & Side Kits

The cost of repairs to sided trailers can be kept down by following a few simple procedures.

- Do not pound sideboards and stakes in place. Look things over. It could be a simple matter of a groove bent in the stake not allowing the sideboard to go in place.
- Fold the tarp correctly. Do not just wad it up and put the equipment on top of it. This will wear holes in the tarp and will cause the tarp to leak.
- Use correct tailboards for the proper trailer. If the boards do not seem to fit correctly, then someone has put the wrong boards in place.
- Do not use a cheater pipe on the chain across the back of trailer. If you must use one, something is not in place correctly.
- Always try to put trailer up completely or all in the headboard. Running down the road empty with only the panels in place causes extra wear and damage to stakes and panels.
- Always report damage to the Shop, Safety or Operations as soon as possible. If it is the result of other parties, we may be able to get the cost of repairs back or bring it to the attention of the customers who are causing the damage.
- All equipment found on the side kit trailer must stay with the trailer, including straps.

Trailer Dump Valves

All trailers are equipped with hand operated dump valves located roadside, between the axles on older trailers and behind the landing gear on newer trailers. When air is “dumped” out of the trailer suspension, the rear of the trailer settles thus providing a more stable trailer during loading/unloading. When hooking to the trailer, turn the dump valve off so air will fill the air bags. When disconnecting from the trailer, turn the valve on so air will release from the air bags. Failure to do so may result in a loaded trailer having the dolly legs collapse.

Truck Dump Valves – Unhooking Trailer

Trucks are equipped with an air bag dump valve. When unhooking from a trailer, particularly when the trailer is park at an incline; as you are ready to pull away from the trailer, engage the dump valve then pull out from under trailer. This will help reduce bouncing of the truck when exiting the trailer. Immediately disengage the valve switch so the suspension will return to normal. Failure to disengage the dump valve and fill the suspension airbags will result in drivetrain vibrations and/or damage to components.

Quarterly & Annual Equipment Safety Inspections

Every month a “safety” inspection must be done by our shop on all units leased to Grand Island Contract Carriers. This inspection is at no charge to the contractor. In lieu of this inspection, a contractor may elect to provide a monthly detail of all maintenance performed. (Refer to your contactor agreement). Any repairs can be performed elsewhere if the unit fails to pass. No dispatch will be done with these units until the required inspections and repairs are made. During this inspection, your tie-down equipment will also be checked.

Yearly Federal DOT Inspections.

- Contractors turn in proof of the DOT Inspection to the shop and the Safety Department. This is a requirement.
- Company trucks decals for proof of a DOT Inspection are located on the door jamb post with a copy of the inspection report located in the permit book.
- Company trailer DOT Annual Inspection decals are located near the dolly leg crank handle.

Cold Weather Operation

Winter fuel gelling and freeze-ups cost THOUSANDS of \$\$\$\$ to thaw trucks = downtime & no miles! Cold weather is considered below +32°F, the point that water freezes, day or night. Additive must be used to not only prevent gelling, but to disperse water accumulated in the fuel. Be smart...know the temperature conditions where you are going or will be parked for the night.

All approved additives are available at both the Grand Island and Rensselaer locations. Ask for them.

In cold weather, **always operate on the top half of the fuel tank**. This means you should be refueling when the truck fuel gauge is close to ½. Do not run fuel level to ¼ or below...trouble will result!

Fuel additive is added to the tank PRIOR to refueling.

Also, purge air from the air tanks twice daily to remove any accumulated moisture in air tanks to prevent truck and trailer airline freeze ups!

- When parked at Chief Carriers yards, always plug your truck in.

- If you have questions about using additives or find yourself without additive on the truck and must purchase on the road, check with the Shop Manager and review Winter Operations – Additive located at the end of this section.
- Warming up before moving. In cold weather, it is important to warm the engine up before moving.
- If the engine has been shut down for a long period, during extreme cold temperatures, always let the engine idle for at least 30 minutes, then proceed at a low RPM until operating temperature is reached. This also will allow other fluids to warm up in the axles, transmission, etc.
- Use the APU except in periods of extreme cold (-30 degrees and colder). Never refer to 'wind chill' when determining outside temperature.
- All trucks are equipped with air tank drain valves with cable attached to release accumulated water in the air tanks. A short 2-3 second pull of the cable twice a day will help get rid of this water and prevent airline freeze ups to trailers and rusting out of air tanks. Should the valve stick "open" when releasing the cable, pull the cable quickly a few times to reset the valve and stop the airflow.
- **DRIVER USE OF STARTING FLUID OR POWER SERVICE 9-1-1 IS PROHIBITED AT CHIEF CARRIERS!**

Examples of additives approved and supplied by Chief Carriers:



Flextrat or Penray Winter Pow-R Plus from Rensselaer & GI Terminal (QUART BOTTLES)

OUTSIDE TEMPERATURE:

+20° TO +32°, use ½ bottle per tank.

+10° TO +20°, use 1 bottle per tank.

+10° to -40°, use 2 bottles per tank.



White for Winter

Power Service from Grand Island Terminal (1/2 GALLON BOTTLES)

OUTSIDE TEMPERATURE:

+20° TO +32°, use ½ bottle per tank.

+10° TO +20°, use 1 bottle per tank.

+10° to -40°, use 2 bottles per tank.

APU Operation and Settings

Two brands of APUs currently exist in the fleet, Carrier and Thermo King. These are installed on the truck for a few reasons:

- Save wear and tear on engine and emission components due to overnight idling.
- Save on fuel cost as compared to idling truck engine overnight.
- To be legal in California for controlling cab temperature overnight without idling truck.

- To maintain battery charge while truck is parked for extended periods such as during your time off.

The operation between the two brands is different. The Carrier APU has a 120-volt generator in order to generate electricity to power your accessories. You will find a standard 110-volt outlet, similar to a wall outlet in a home, located on the lower front wall of the bunk. The Carrier has both an air conditioner cooling unit and a heating unit to cool or heat the bunk.

The Thermo King does not have a generator and therefore uses an inverter, located near the passenger seat, to operate your accessories. A Thermo King only has an air conditioner cooling unit to cool the bunk. Thermo King uses a diesel-fired heater to heat the cab. Because the heater is diesel-fired, it is not necessary to operate the APU when using the Thermo King heater.

MONDAY OF EACH WEEK, OR WHEN YOU RETURN TO TRUCK FROM BEING OFF, USE MACRO 8 ON QUALCOMM TO SEND YOUR APU HOURS TO MAINTENANCE.

Care and Cleanliness of Equipment

- Remove trash, pop bottles, etc. each time you stop to fuel and prior to shop repairs.
- No holes drilled in the dash or any part of the cab or cabinets.
- No extra signs, lights or decals added to the unit without proper authorization by the Shop Manager. Chief Industries has restrictions as well.
- Window obstructions. In keeping with FMCSR's Part 393.60 (c), do not allow objects hanging from the visor or anywhere in the cab to hinder the driver's vision (other than factory installed equipment, Prepass units, I-Pass units or required equipment attached to the windshield).
- No large piles of envelopes or other paper between the dash and the windshield.
- No tinting of windows.
- Truck washes. Keep the exterior of your units clean. Use common sense when to washing the truck – limit washes to every 15th day. We want our equipment looking good but please do not overdo this. Any drivers with washes in excess of every 15th day will be charged for the wash and will be taken out of the driver's payroll on the next check after the discovery of the violation wash. Most of our network truck wash facilities will not authorize washes within 15 day of previous wash.

Note: We do not wash trailers or engine compartments unless authorized by management.

- We have an open account for truck washes only at all Blue Beacon Truck Washes. Chief Carriers does not pay for engine compartment washes or use of brightener's... If you experience problems with a particular stop taking our truck on open charge, please call and report. Driver signature and unit number required.
- We also have an open account for a truck washes at Diamond Truck Wash on Hwy. 281, south of Grand Island.

Tarp and Securement Equipment Policies

It is each driver's responsibility to keep track and care of the securement equipment assigned to your truck. Occasionally equipment does wear out and need to be replaced. Most tarp tears can be prevented if the driver uses proper techniques.

If a driver requests more than two equipment exchanges in a six-month period that are deemed to be preventable damage, the company will follow these steps:

1. The maintenance or safety manager will interview the driver to identify specific loads that are causing equipment damage. Videos may be assigned for additional training.
2. The driver will be routed to Grand Island for an additional one day of hands-on securement training with one of our trainers.
3. The cost of the tarp repairs or replacement may be charged to the drivers escrow account.

Occasionally the need will arise when securement equipment wears or otherwise cannot be used.

PLEASE DO NOT TAKE SECUREMENT EQUIPMENT OFF OTHER TRUCKS IN THE YARD.

Equipment Exchange – Grand Island

- Check in with the maintenance clerk at the shop window
- They will document what you need replaced and how the old equipment became unusable
- Driver will meet a member of the shop team at the at the northeast corner of the building to exchange the equipment

For evening, weekend or after-hours exchanges, call the shop ahead of time to make arrangements prior to your arrival at the terminal. No staff is available after 5 pm or weekends to make exchanges.

Equipment Exchange – Rensselaer

- Check in with the terminal supervisor in the office.
- They will document what you need replaced and how the old equipment became unusable
- Someone will walk out to the equipment container with you to make the exchange

For evening, weekend or after-hours exchanges, call the terminal supervisor ahead of time to make arrangements prior to your arrival. No staff is available after 4 pm or weekends to make exchanges.

Tips to save fuel

The purchase of fuel in a trucking company is typically 25% or more of all the cost the company incurs other than the purchase of trucks, trailers, buildings and other equipment. Even though changes occur in technology to trucks, engines and the like; the single greatest way to lower cost to a company on a daily basis, is to have the highest mile per gallon possible. This is something every driver in any company can control and usually represents the determining factor in maximizing fleet fuel economy. Driver performance can account for as much as a 35% difference in fuel economy performance.

Drivers directly affect fuel economy in six major ways:

- Attitude – A driver must have an attitude that he/she wants to operate the truck in a fuel-conserving manner.
- Efficient truck acceleration rates and shifting techniques.
- Horsepower demand.
- Idle time.
- Vehicle speed
- Brake use

Below are some tips, which have been proven to ensure the highest mile per gallon everyday:

- Limit engine idling. Shut the truck off as much as possible, even when away from the truck for a short time. During the winter, the engine will actually “get warmer” with the engine off as heat is absorbed into metal components.
- Conducting thorough pre- and post-trip vehicle inspections.
- Checking and maintaining proper tire air pressure.
- Setting and maintaining proper speed. Use the cruise control as often as possible.

- Avoid “jack rabbit” starts.
- Reduce the number of stops.
- Run at or below speed limit at reduced RPM’s.
- Plan ahead. Use progressive shifting. Shift at the lowest possible RPM and operate at the lowest possible speed, which allows you to still arrive safely to your destination and on time. Limit braking as much as possible during deceleration.
- All modern diesel engines are “smart engines.” These engines operate at lower RPMs and generate huge amounts of torque, which is needed to move the load. Use the cruise control and the engine computer will ensure the engine itself will operate at the highest torque and horsepower with the least amount of fuel.

Fleet Minimum MPG Expectations/Standards

Chief Carriers currently governs company trucks at 70 MPH. We know that we could realize a substantial fuel savings by reducing the top speed of the trucks, but also know this is one of the many things that sets Chief apart from the competition. Drivers appreciate the ability to stay out of congestion while traveling on the interstates. Additionally, Chief Carriers rewards drivers a quarterly bonus for actively striving for high fuel efficiency.

Because our trucks are set at 70 MPH, it becomes critical that we manage our fuel costs in other ways to keep operating costs in check. Our expectation is for each driver to meet or exceed the minimum standards set below to manage fuel costs:

- | | | |
|--------------------------|-----------|----------------|
| • Minimum MPG of: Winter | 6.2 MPG | Summer 6.5 MPG |
| • Idle Time | Below 10% | |
| • Top Gear Usage | Above 70% | |
| • Cruise Control Usage | Above 40% | |

If the average MPG on the trucks drops below expectations for two consecutive calendar quarters, the company will do one or more of the following in order to help you get into fuel mileage compliance:

1. Inspect the truck for mechanical issues related to poor MPG
2. Review operating factors with the driver that could be contributing to poor MPG
3. Provide additional training for driver on OEM “best practices” for that model of truck
4. Turn on gear-down protection to ensure truck is operating in top gear
5. Set the foot control at 67 MPH and cruise control at 70 MPH
6. Reduce governed speed to 65 MPH
7. Initiate automatic engine idle shutdown